



nipigon  
a natural edge

**2024**  
**COMMUNITY**  
**PROFILE**

V 1.0

Revised October 2024

© 2024 Township of Nipigon

---

Information in this document is subject to change without notice. Although all data is believed to be the most accurate and up-to-date, the reader is advised to verify all data before making any decisions based upon the information contained in this document.

**For further information, please contact:**

**Linda Berube**

Deputy Clerk

Township of Nipigon

52 Front Street, Nipigon, Ontario, P0T 2J0

P: 807-887-3135

[lindaberube@nipigon.net](mailto:lindaberube@nipigon.net)

## Table of Contents

Data Sources	1
1. Introduction	2
1.1. Location	3
1.2. Climate	5
2. Demographics	7
2.1. Population Size and Growth	7
2.2. Age Profile	8
2.3. Language Characteristics	10
2.4. Mobility Characteristics	11
2.5. Level of Education	13
2.6. Major Fields of Study	14
2.7. Income	16
3. Labour Force	20
3.1. Key Indicators	20
3.2. Labour Force by Occupation	21
3.3. Labour Force by Industry	23
3.4. General Wages by Occupation	25
3.5. Labour Force Commute	27
4. Transportation and Shipping	29
4.1. Highways	29
4.2. Rail Services	31
4.3. Airports	33
4.4. Ports	33
5. Taxes and Utilities	34
5.1. Local Property Tax Rates	34
5.2. Federal and Provincial Income Tax Rates	34
5.3. Water and Waste Management	38
5.4. Electricity and Natural Gas	39

5.5. Community Infrastructure	39
<b>6. Building and Development-Related Fees</b>	<b>40</b>
6.1. Development Related Fees	40
<b>7. Business Support Programs and Services</b>	<b>41</b>
7.1. National and Provincial Support	41
7.2. Education, Employment and Training	43
<b>8. Quality of Life</b>	<b>46</b>
8.1. Housing Characteristics	46
8.2. Health, Social and Community Services	47
8.3. Education	48
8.4. Recreation and Tourism	49
8.5. Local Institutions	50
<b>Appendix A - Provincial and Federal Incentives</b>	<b>53</b>



## List of Tables and Figures

Table 1: Cameron Falls, Average Temperature Data (°C), 1981-2010	5
Table 2: Population Change, 2011 to 2033	7
Table 3: Age Distribution, 2023	9
Table 4: Language Characteristics, 2023	10
Table 5: Nipigon Mobility Rates, 2023	11
Table 6: Major Fields of Study, Nipigon, 2023	15
Table 7: Total Individual Income Levels, 2022	16
Table 8: Household Income Levels, 2022	17
Table 9: Labour Force Characteristics, 2023	20
Table 10: Labour Force by Occupation, 2023	22
Table 11: Labour Force by Industry, 2023	24
Table 12: General Wages (Northwest Region, Ontario) by Occupation	25
Table 13: Where the Nipigon Resident Labour Force Works, 2021	27
Table 14: Place of Residence for Persons Working in Nipigon, 2021	28
Table 15: Distance to Urban Centres	29
Table 16: Distance to Major US Border Crossings	30
Table 17: Regional Airport	33
Table 18: Regional Port	33
Table 19: Combined Corporate Taxes - General Corporation (2022/2023)	34
Table 20: Corporate Taxes - Canadian Controlled (2022/2023)	35
Table 21: Personal Income Tax, 2024-2025	36
Table 22: Sales Tax	37
Table 23: Landfill and Tipping Fees	38
Table 24: Communications Infrastructure	39
Table 25: Government Support Organizations	41
Table 26: Regional Support Organizations	42
Table 27: Skills, Training and Workforce Development Agencies	45
Table 28: Dwelling Characteristics, 2023	46



Table 29: Regional Healthcare Services	47
Table 30: Regional Emergency, Health and Protection Services	48
Table 31: Nipigon Schools	48
Table 32: Local Media	50
Table 33: Financial Institutions Servicing Nipigon	50
Table 34: Real Estate Offices Servicing Nipigon	51
Table 35: Northern Ontario Funding Programs	53
Table 36: Capital Funding	56
Table 37: Commercialization Funding	57
Table 38: EDO-Community Infrastructure	58
Table 39: Clean-Tech, Energy and Environment	59
Table 40: Creative Industries	61
Table 41: Exports	63
Table 42: Human Resources and Training	64
Table 43: Innovation	66
Figure 1: Nipigon Location Map	3
Figure 2: Nipigon and Neighbouring Community Map	4
Figure 3: Cameron Falls, Temperature and Precipitation Averages, 1981-2010	6
Figure 4: Age Distribution Chart, 2023	8
Figure 5: Educational Attainment for Age Group 25-64, 2023	13
Figure 6: Major Fields of Study of Residents Ages 15 and Older, 2023	14
Figure 7: Employment Income Levels, 2022	19
Figure 8: Labour Force by Occupation, 2023	21
Figure 9: Labour Force by Industry, 2023	23

# A Snapshot of Nipigon



Nipigon stands proudly in northwestern Ontario, occupying a strategic position at the vital junction of Highways 11 and 17—just an hour east of Thunder Bay. This township is not just a place; it's the critical nexus between eastern and western Canada, where all cross-country travelers must pass. With its unique blend of small-town charm and stunning natural landscapes, Nipigon confidently showcases its ideal location, perfectly balancing access to the vibrant urban center of Thunder Bay with the serenity of its surroundings. Positioned on the breathtaking north shore of Lake Superior and nourished by Lake Nipigon, Nipigon is proud to be home to the northernmost freshwater port in North America. Discover the strength and beauty of this remarkable community!

The Township has a long history of tourism, beginning with world-famous sport fishing from the 1870s to the 1930s, later enhanced by the establishment of rail and road networks. Historically, Nipigon's industry has consisted mainly of forestry, fishing, and tourism. Forestry, initiated in the late 1800s/early 1900s, continued in various forms through to the early 2000s.

The region surrounding Nipigon is awash with natural beauty, home to wealth of incredible vistas and nature hikes. Today, Nipigon and the surrounding area provides visitors with stunning natural scenery and opportunities to experience the rugged beauty Ontario's north has to offer.



**Nipigon's  
2023 Population  
1,526**



## Market Access

114km	Thunder Bay
586km	Sault Ste. Marie
664km	Minneapolis, MN
795km	Winnipeg
890km	Sudbury
1,279km	Toronto


# Demographics



<b>1,526</b> Population 2023	<b>1,559</b> Population 2028	<b>2.2%</b> Projected Population Growth	<b>51</b> Median Age	<b>15%</b> Aged 0-14	<b>56%</b> Aged 15-64	<b>29%</b> Aged 65+
---------------------------------	---------------------------------	---	-------------------------	-------------------------	--------------------------	------------------------

## Educational Attainment

For the population aged 25-64.



**27%**  
*Secondary*

**59%**  
*Post-secondary*

## Top 6 Major Fields of Study



## Household & Earnings



**9%**

**Ontario 24%**

of Nipigon's homeowners spend 30% or more of household total income on shelter costs.



All data sourced from Manifold SuperDemographics 2023, unless otherwise specified.





# Labour Force



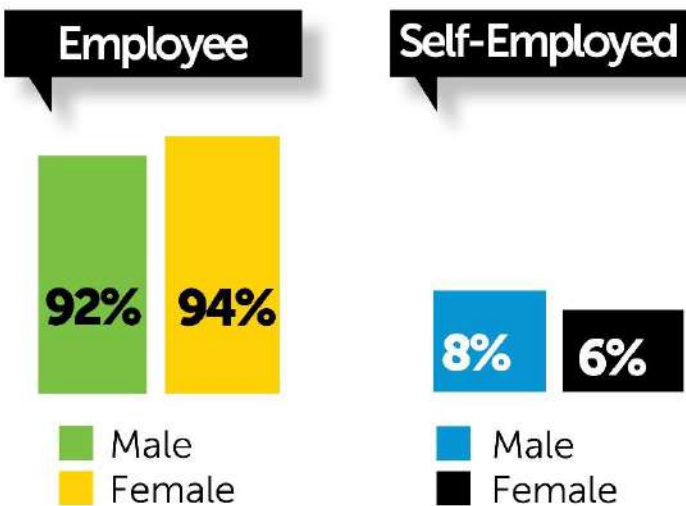
## Top 5 Sectors by Industry\*



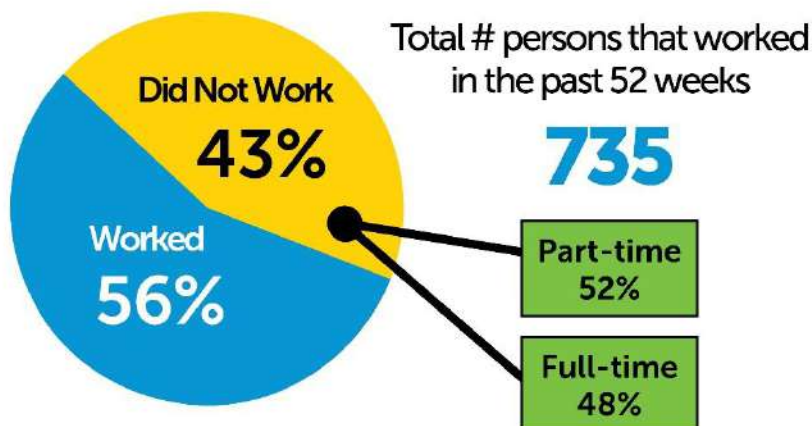
## Top 5 Sectors by Occupation\*



## Labour Force by Class of Worker



## Full-time or Part-time weeks worked




All data sourced from Manifold SuperDemographics 2023, unless otherwise specified.

\* By labour force employment.

## Data Sources

Please note that every effort has been made to use the most current data available. The major sources of information for this document are:

- The 2006, 2011, 2016 and 2021 Census from Statistics Canada.
- Manifold SuperDemographics data is from 2023 Manifold Data Mining Inc.



The most recent Census was conducted in May 2021. SuperDemographics 2023 is the most up to date estimation of population characteristics, based on mathematical models that draw from various data sources.

### Manifold Projection Method:

Manifold estimates demographic data annually, including population projections for 5 and 10 years in the future. Manifold data sources include Statistics Canada, Health Canada, real estate boards/companies, Canadian Bankers Association, Bank of Canada, Canada Post Corporation, consumer and business directories books, flyer distribution association, regional health ministries, Citizenship and Immigration Canada, regional school boards, proprietary survey and research, and publications of hospitals, CMHC, BBM and partners.



## 1. Introduction

Nipigon is strategically located in northwestern Ontario, at the critical junction of Highway 11 and 17, approximately an hour east of Thunder Bay. Nipigon exists at the essential through point between eastern and western Canada – to cross Canada by vehicle one must go through Nipigon. With small town charm and natural beauty, the Township is perfectly located to take advantage of its proximity to a local urban centre, Thunder Bay. The Township is situated on the north shore of Lake Superior and fed by Lake Nipigon and is home to the northernmost freshwater port in North America.

The Township has a long history of tourism, beginning with world-famous sport fishing from the 1870s to the 1930s, later enhanced by the establishment of rail and road networks. Situated among one million hectares of fresh water, with over 70 species of freshwater fish, it is the home of the world record Brook Trout caught in 1915 in the Nipigon River.

Historically, Nipigon's industry has consisted mainly of forestry, fishing, and tourism. Forestry, initiated in the late 1800s/early 1900s, continued in various forms through to the mid-2000s. However, the large industrial site that remains is available for new development. There is a history of Finnish immigration to Nipigon, ties that remain a strong part of the community's identity. Commercial fisheries have also been around from as early as the 1830s.

The region surrounding Nipigon is awash with natural beauty, home to a wealth of incredible vistas and nature hikes. Today, Nipigon and the surrounding area provides visitors with stunning natural scenery and opportunities to experience the rugged beauty Ontario's north has to offer.

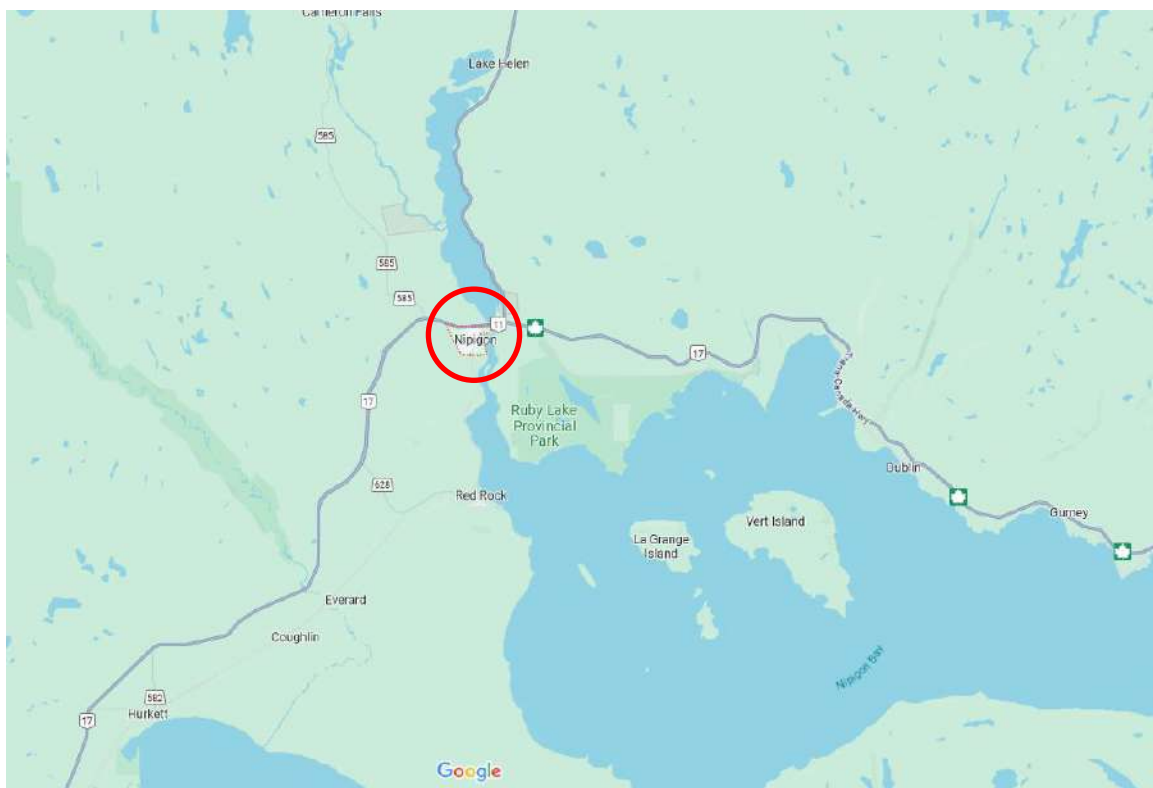


## 1.1. Location

Nipigon is a picturesque community at the nexus of Highways 11 and 17 approximately an hour east of Thunder Bay. Nipigon exists at the essential through point between eastern and western Canada – to cross Canada by vehicle one must go through Nipigon. The Township provides small town charm and natural beauty.

The Township has quick access to Thunder Bay, deep water ports, and an airport. Figure 1 presents a Location Map of Nipigon along the north shore of Lake Nipigon.

Figure 1: Nipigon Location Map



Source: [Google Maps](https://www.google.com/maps), McSweeney and Associates, 2024.

Figure 2: Nipigon and Neighbouring community Map:



Source: [Google Maps](https://www.google.com/maps), 2024.



## 1.2. Climate

Nipigon derives climatic data from the Environment Canada weather station at Cameron Falls. Table 1 presents average temperature data, while Figure 2 presents average precipitation levels. Data from 1981-2010 is presented, as this is the most up-to-date information available regarding climate.

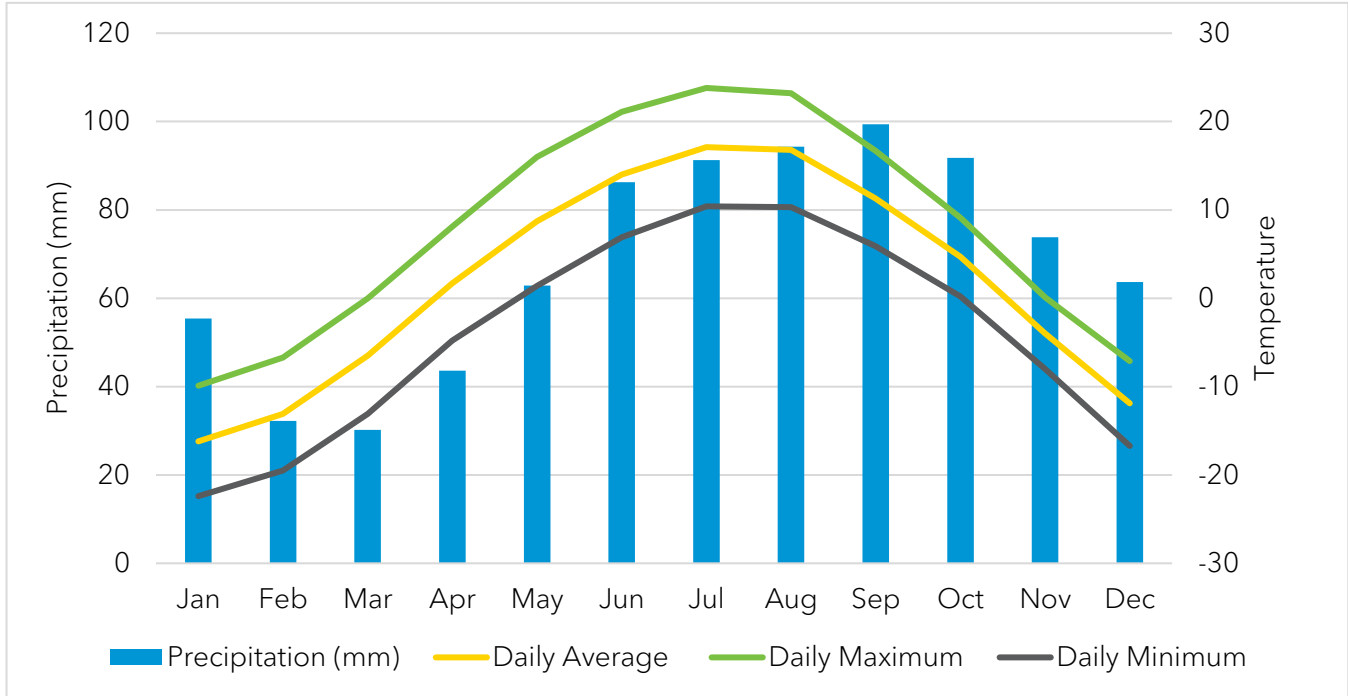
Table 1: Cameron Falls, Average Temperature Data (°C), 1981-2010

1981-2010 Average Temperature												
Temp. (°C)	Jan	Feb	Mar	Apr	May	Jun	Jul	Aug	Sep	Oct	Nov	Dec
Daily Average	-16.2	-13.1	-6.5	1.7	8.7	14	17.1	16.8	11.3	4.7	-4	-11.9
Daily Maximum	-9.9	-6.7	0	8.1	16	21.1	23.8	23.2	16.7	9.1	0.1	-7.1
Daily Minimum	-22.4	-19.5	-13.1	-4.8	1.4	6.9	10.4	10.3	5.9	0.2	-8	-16.7
Extreme Maximum	7.8	14	20.6	27.8	35	38	38.9	37.8	32.5	28.3	20	11.1
Extreme Minimum	-46.1	-44.4	-40.6	-30	-10.6	-5.6	-1.7	-0.6	-6.1	-16	-28.9	-39

Source: Environment Canada, Station. Temperature and Precipitation Graph for 1981 to 2010 Canadian Climate. Weather Station: [Cameron Falls](#).



Figure 3: Cameron Falls, Temperature and Precipitation Averages, 1981-2010



Source: Environment Canada, Station. Weather Station: [Cameron Falls](#).



## 2. Demographics

### 2.1. Population Size and Growth

From 2006 to 2021 Nipigon’s population shrank below 1,500 residents, while Ontario’s population grew by approximately 5% over each census period. However, over the next decade, the Township is expected to recoup some of that population loss, approaching 1,600 residents by 2033. While the growth rate will still fall below the provincial figure, positive growth is nevertheless a positive. Table 2 presents the population figures along with the percentage change for both Nipigon and the province of Ontario from 2011 to 2033.

Table 2: Population Change, 2011 to 2033

2011-2032 Population Change						
	2011	2016	2021	2023	2028	2033
Nipigon Population Count	1,631	1,642	1,473	1,526	1,559	1,591
% Change	-6.9%	0.7%	-10.3%	n/c	2.2%	2.1%
	2011	2016	2021	2023	2028	2033
Ontario Population Count	12,851,821	13,448,494	14,223,942	15,479,114	16,355,232	17,228,601
% Change	5.7%	4.6%	5.8%	n/c	5.7%	5.3%

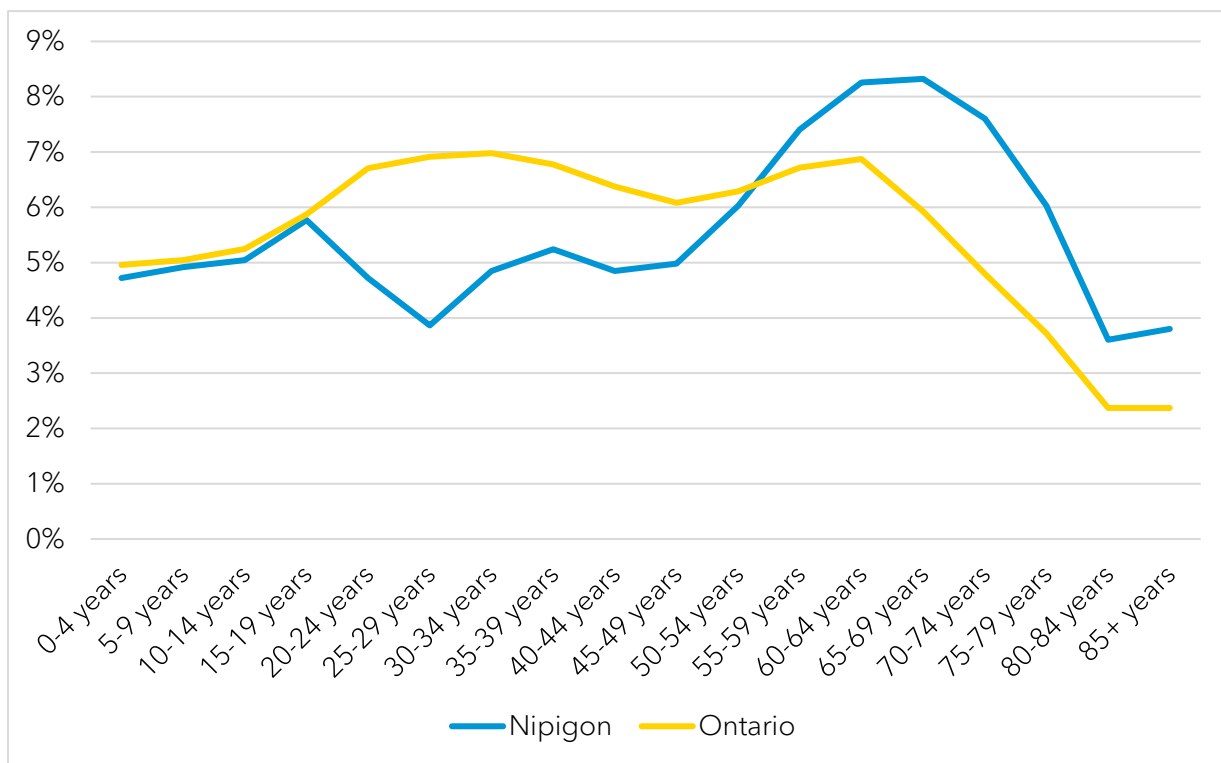
Source: Statistics Canada 2006, 2011, 2016 and 2021 and Manifold SuperDemographics 2023. 2023-2033 are estimates, n/c = not comparable.



## 2.2. Age Profile

In 2023, Nipigon had a significantly older population compared to the province. The average age was 51 compared to the provincial figure of 41. As shown in Figure 2, Nipigon has a similar percentage of residents under 19 compared to Ontario, but a much lower percentage of its population is represented by “working-aged” individuals (20 to approximately 60). Nipigon also has a much larger percentage of its population ages 60 and older than Ontario.

Figure 4: Age Distribution Chart, 2023



Source: Manifold Data Mining Inc. SuperDemographics 2023.

The average age in Nipigon  
is 51 compared to the  
provincial figure of 41.

Table 3 presents age distribution percentages and totals for Nipigon by five-year cohorts and compares them to Ontario percentage figures.

Table 3: Age Distribution, 2023

2023 Age Distribution			
Characteristics	Nipigon	Nipigon Percentage	Ontario Percentage
Total Population	1,526	100%	100%
0 to 4 years	72	4.7%	5.0%
5 to 9 years	75	4.9%	5.0%
10 to 14 years	77	5.0%	5.2%
15 to 19 years	88	5.8%	5.9%
20 to 24 years	72	4.7%	6.7%
25 to 29 years	59	3.9%	6.9%
30 to 34 years	74	4.8%	7.0%
35 to 39 years	80	5.2%	6.8%
40 to 44 years	74	4.8%	6.4%
45 to 49 years	76	5.0%	6.1%
50 to 54 years	92	6.0%	6.3%
55 to 59 years	113	7.4%	6.7%
60 to 64 years	126	8.3%	6.9%
65 to 69 years	127	8.3%	5.9%
70 to 74 years	116	7.6%	4.8%
75 to 79 years	92	6.0%	3.7%
80 to 84 years	55	3.6%	2.4%
85 years and over	58	3.8%	2.4%

Source: McSweeney and Associates from Manifold Data Mining Inc. SuperDemographics 2023.

## 2.3. Language Characteristics

Table 4 indicates knowledge of Canada's official languages. Every resident within Nipigon speaks either English or French (or both), while 2.4% of residents across the province speak neither English nor French.

Table 4: Language Characteristics, 2023

2023 Language Characteristics			
Characteristics	Nipigon	Nipigon	Ontario
Total population	1,526	100%	100%
English	1,474	96.6%	93.5%
French	47	3.1%	3.4%
English and French	5	0.3%	0.7%
Neither English nor French	0	0.0%	2.4%

Source: McSweeney and Associates from Manifold Data Mining Inc. SuperDemographics 2023.

3.1% of Nipigon residents  
speak French as their  
dominant language.



## 2.4. Mobility Characteristics

Residents in Nipigon have similar mobility rates to the province. Estimates presented in Table 5 indicate that those moving to Nipigon from outside the Township are almost always moving from another community within Ontario (intra-provincial migrants, representing all of the migrants over the previous five years. Please note that there is a small margin error, and the total of interprovincial migrants is likely slightly above 0).

Table 5: Nipigon Mobility Rates, 2023<sup>1</sup>

2023 Nipigon Mobility Rates			
Characteristics	Nipigon	Nipigon %	Ontario %
Mobility status - place of residence one year ago			
Total population	1,508	100%	100%
Non-movers	1,331	88.3%	88.3%
Movers	177	11.7%	11.7%
Non-migrants	52	3.4%	6.7%
Migrants	125	8.3%	5.0%
Internal Migrants	125	8.3%	4.2%
Intra-provincial migrants	125	8.3%	3.9%
Interprovincial migrants	0	0.0%	0.3%
Migrants from outside Canada	0	0.0%	0.8%

<sup>1</sup> Mobility status refers to the relationship between a person's usual place of residence now and either one or five years ago. **Non-movers** are persons who were living at the same address and **Movers** are persons who were living at a different address. **Non-migrants** are movers who, on Census Day, were living at a different address, but in the same census subdivision (CSD). **Migrants** are movers who were residing in a different CSD (internal migrants) or who were living outside Canada (external migrants).

## 2023 Nipigon Mobility Rates

Characteristics	Nipigon	Nipigon %	Ontario %
<b>Mobility status - place of residence status five years ago</b>			
Total population	1,439	100%	100%
Non-movers	982	68.2%	62.3%
Movers	456	31.7%	37.7%
Non-migrants	170	11.8%	15.7%
Migrants	286	19.9%	22.0%
Internal Migrants	286	19.9%	16.4%
Intra-provincial migrants	286	19.9%	14.8%
Interprovincial migrants	0	0.0%	1.6%
Migrants from outside Canada	0	0.0%	5.6%

Source: Manifold Data Mining Inc. SuperDemographics 2023.

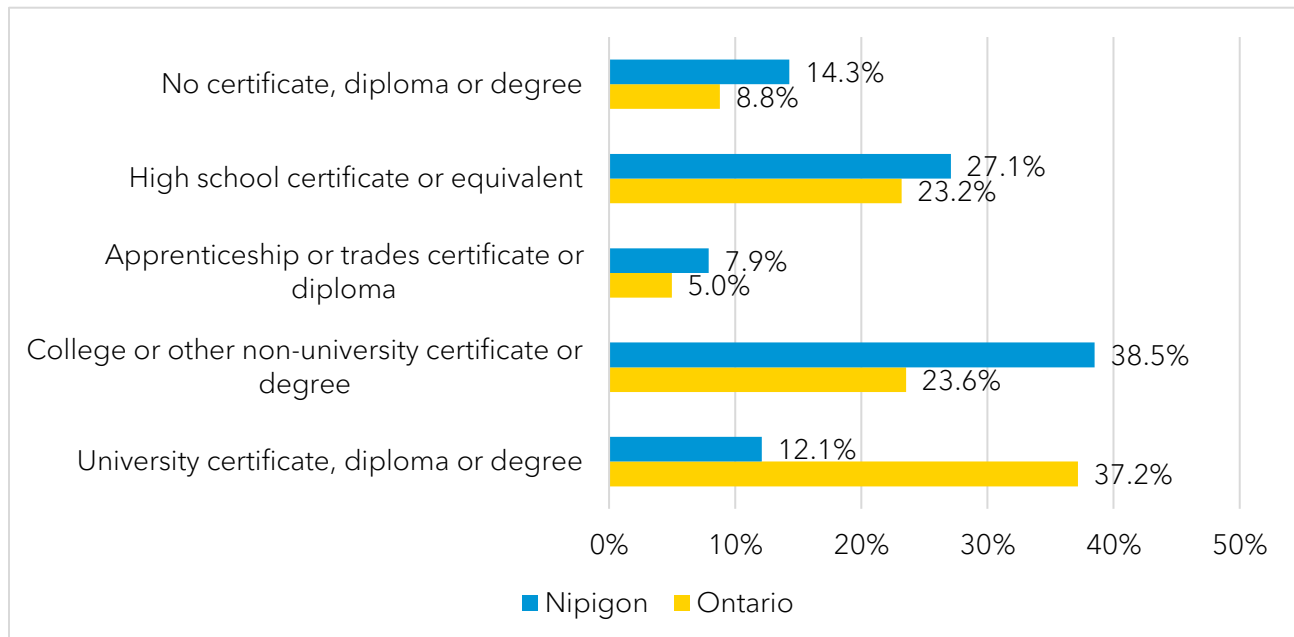


## 2.5. Level of Education

Figure 3 indicates the level of educational attainment in Nipigon in 2023:

- Approximately 60% of Nipigon residents ages 25-64 have reached post-secondary education.
- The percentage of persons with a college or non-university certificate or degree is significantly higher locally than across the province (38.5% vs. 23.6%).
- Nearly two in five (38.5%) residents have attained college level education, while 12.1% have completed university level education.

Figure 5: Educational Attainment for Age Group 25-64, 2023



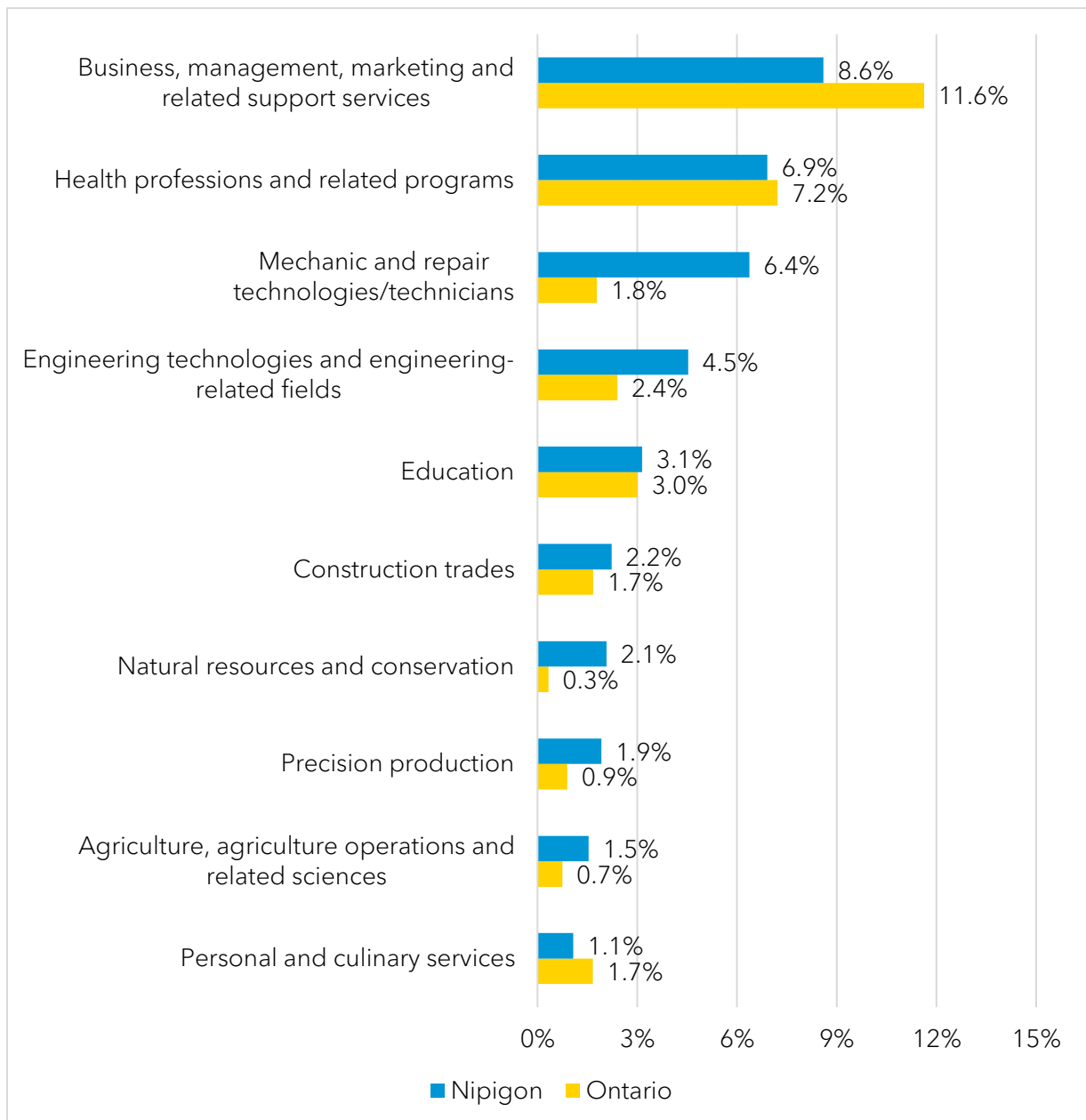
Source: Manifold Data Mining Inc. SuperDemographics 2023.

58.5% of Nipigon residents  
between 25 and 64 have  
post-secondary education.

## 2.6. Major Fields of Study

Figure 4 and Table 6 illustrate the most common skills/knowledge types attained by residents in Nipigon, as measured by the major fields of study of residents ages 15 and older who have completed a postsecondary education.

Figure 6: Major Fields of Study of Residents Ages 15 and Older, 2023



Source: McSweeney and Associates from Manifold Data Mining Inc. 2023.

When breaking down major fields of study for residents in Nipigon by sex, it becomes clear that there are significant differences in fields of study undertaken. Notably, males over 15 in Nipigon are much more likely to have studied **architecture, engineering and related technologies**, while females were much more likely to have pursued educational training in **health and related fields** or **business, management and public administration**.

Table 6: Major Fields of Study, Nipigon, 2023

Major Fields of Study, 2023			
Field of Study	Total %	Male %	Female %
No postsecondary certificate, diploma or degree	57%	55%	58%
Architecture, engineering, and related technologies	15%	29%	15%
Health and related fields	7%	1%	7%
Business, management and public administration	9%	3%	9%
Social and behavioural sciences and law	2%	3%	2%
Personal, protective and transportation services	2%	3%	2%
Education	3%	1%	3%
Humanities	0%	0%	0%
Mathematics, computer and information sciences	1%	2%	1%
Physical and life sciences and technologies	0%	0%	0%
Visual and performing arts, and communications technologies	1%	2%	1%
Agriculture, natural resources and conservation	4%	3%	4%
Other	0%	0%	0%

Source: McSweeney and Associates from Manifold Data Mining Inc. 2023.



## 2.7. Income

Table 7 shows the breakdown of total individual incomes for Nipigon residents in 2022<sup>2</sup>. In 2022, median total income for all Nipigon residents 15 years and over was \$40,279. Approximately 35.6% of residents earned over \$50,000 in 2020, and 11.7% of residents earned over \$90,000.

Table 7: Total Individual Income Levels, 2022

2022 Total Individual Income Levels			
Characteristic	Total	Male	Female
<b>Total 15 years and over</b>	1,302	651	651
Without total income	27	11	16
With total income	1,275	640	635
Under \$10,000 (including loss)	98	45	53
\$10,000 to \$19,999	153	72	82
\$20,000 to \$29,999	214	89	126
\$30,000 to \$39,999	166	68	98
\$40,000 to \$49,999	178	76	102
\$50,000 to \$59,999	112	59	54
\$60,000 to \$69,999	103	57	46
\$70,000 to \$79,999	57	38	20
\$80,000 to \$89,999	40	29	11
\$90,000 to \$99,999	46	32	15
\$100,000 and over	106	77	30
Characteristic	Total	Male	Female
Median total income \$	\$40,279	\$44,943	\$37,707
Average total income \$	\$50,299	\$55,136	\$44,526

Source: Manifold Data Mining Inc. SuperDemographics 2023 (2022 incomes).

<sup>2</sup> Please note that the 2023 Manifold data uses 2022 income data, as it is the most recent income information available.

Table 8 demonstrates, using 2022 income data, that the average and median incomes for households in Nipigon were lower in comparison to households in Ontario. However, as will be discussed in the section regarding dwelling prices, cost of living offsets lower incomes, as the cost of living is significantly lower in Nipigon than the rest of the province.

**Table 8: Household Income Levels, 2022**

2022 Household Income Levels			
Characteristic	Nipigon	Nipigon	Ontario
Total - Total household income groups for private households	687	100%	100%
Under \$5,000	0	0.0%	0.9%
\$5,000 to \$9,999	0	0.0%	0.6%
\$10,000 to \$14,999	16	2.3%	1.1%
\$15,000 to \$19,999	7	1.0%	1.8%
\$20,000 to \$24,999	26	3.8%	3.1%
\$25,000 to \$29,999	26	3.8%	3.0%
\$30,000 to \$34,999	27	3.9%	2.9%
\$35,000 to \$39,999	23	3.3%	3.1%
\$40,000 to \$44,999	43	6.3%	3.3%
\$45,000 to \$49,999	29	4.2%	3.5%
\$50,000 to \$59,999	54	7.9%	6.3%
\$60,000 to \$69,999	66	9.6%	6.6%
\$70,000 to \$79,999	59	8.6%	6.4%

### 2022 Household Income Levels

Characteristic	Nipigon	Nipigon	Ontario
\$80,000 to \$89,999	50	7.3%	6.1%
\$90,000 to \$99,999	45	6.6%	6.0%
\$100,000 and over	217	31.6%	45.3%
Median household income \$	\$73,229		\$96,552
Average household income \$	\$92,779		\$123,610

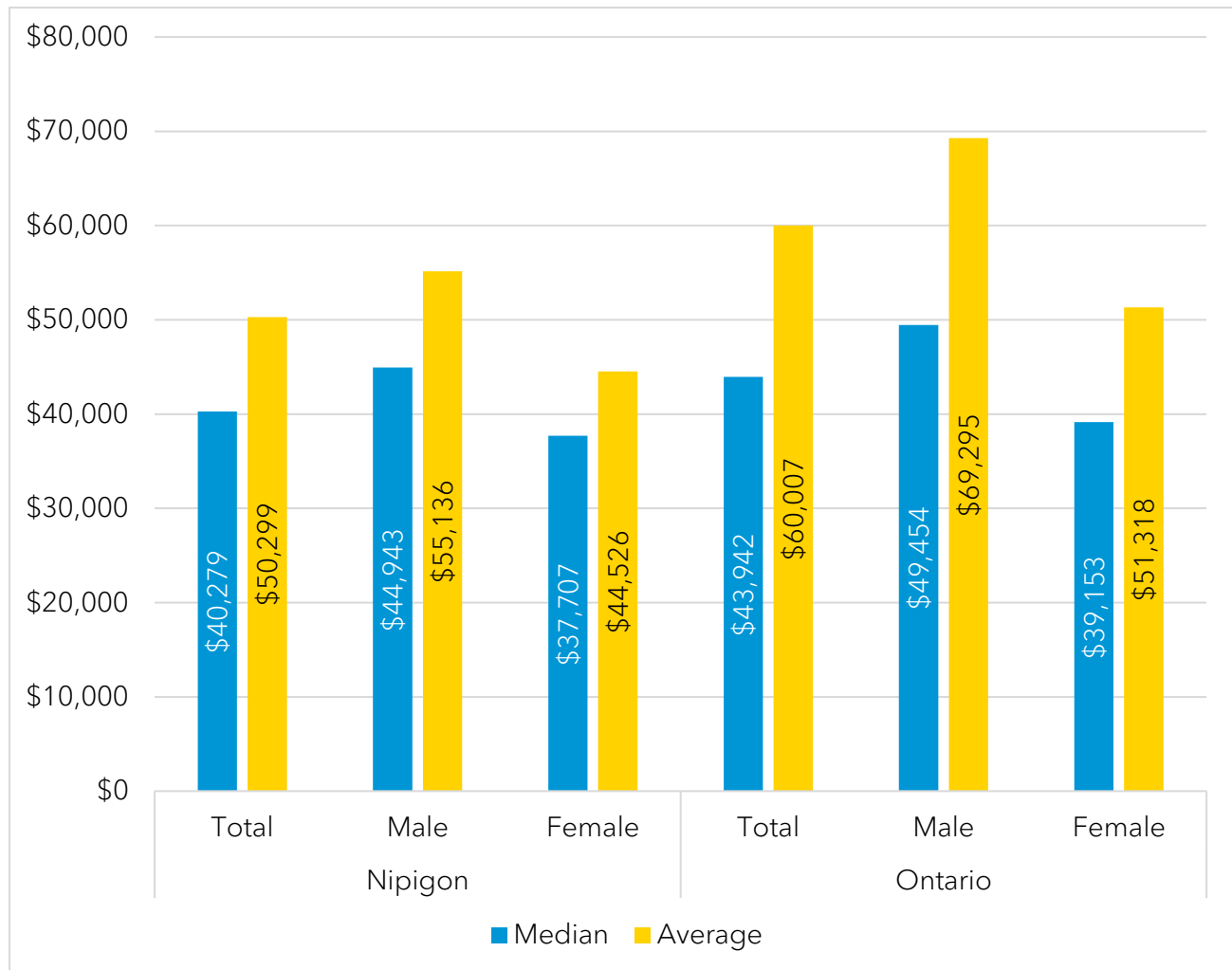
Source: McSweeney and Associates from Manifold Data Mining Inc. SuperDemographics 2023 (2022 incomes).



Male-female income disparity was prevalent in 2022 in Nipigon, with males earning average and median incomes higher than females. However, when compared to provincial average and median figures, Nipigon presents a more balanced income disparity.

Figure 5 presents employment income levels (please note, these are different from household income levels presented in Table 8).

Figure 7: Employment Income Levels, 2022



Source: McSweeney and Associates from Manifold Data Mining Inc. SuperDemographics 2023 (2022 incomes).

### 3. Labour Force

#### 3.1. Key Indicators

Nipigon is home to a labour force of over 680 persons.



As illustrated in Table 9, Nipigon's labour participation rate and employment rate are lower than the Ontario figures, and the unemployment rate in Nipigon is 3.4% higher than in Ontario. Given Nipigon's population breakdown (i.e., older population) this is to be expected, as the low participation and employment rate suggest that many residents are not engaged in the workforce (i.e., retired).

Table 9: Labour Force Characteristics, 2023

2023 Labour Force Characteristics		
Characteristic	Nipigon	Ontario
Total population aged 15 years and older	1,302	13,118,324
In the labour force	683	8,651,221
Employed	630	8,188,673
Unemployed	53	462,547
Not in the labour force	619	4,467,103
Participation rate %	52.4	66.0
Employment rate %	48.4	62.4
Unemployment rate %	7.8	5.4

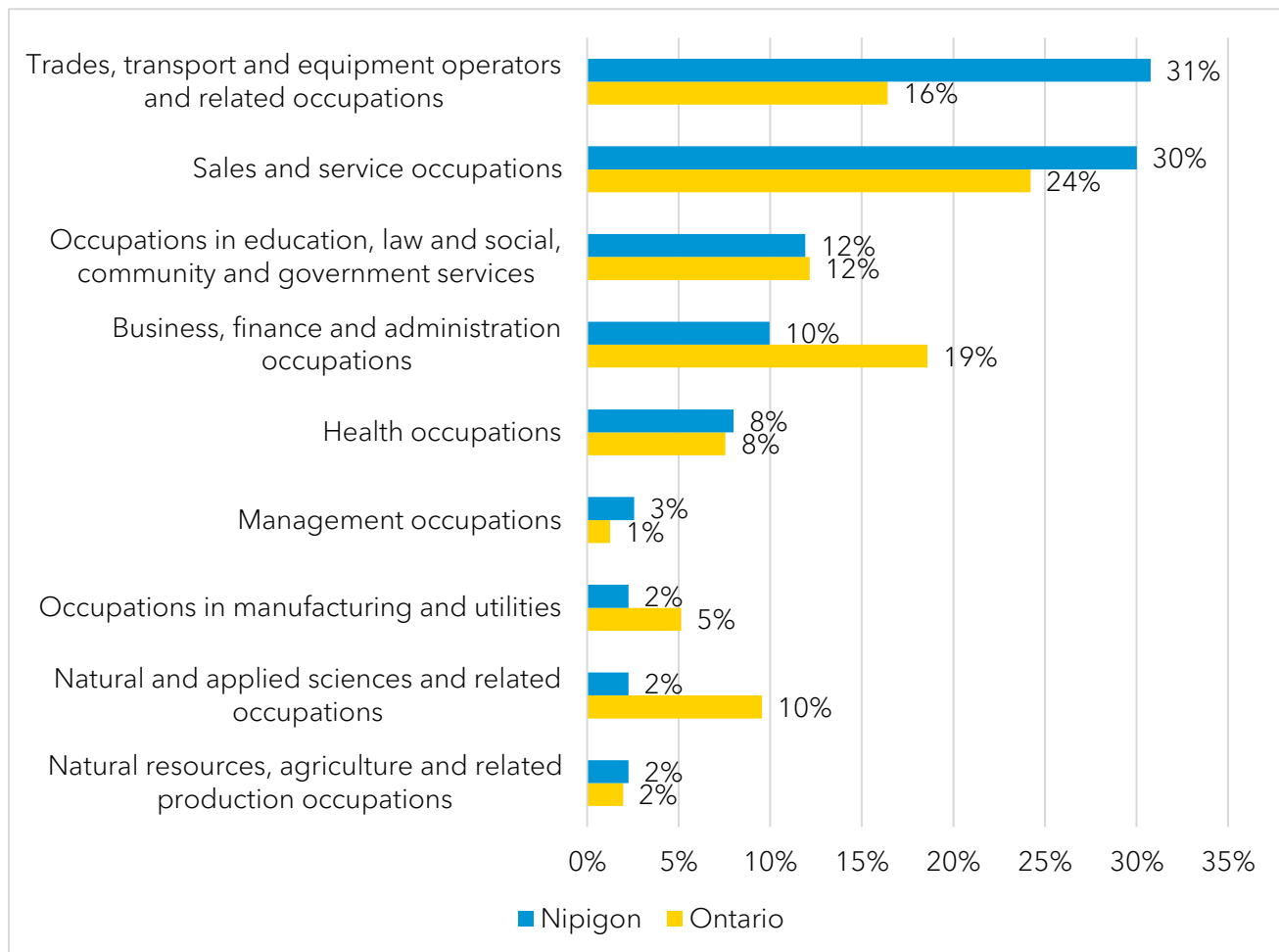
Source: Manifold Data Mining Inc. SuperDemographics 2023.

### 3.2. Labour Force by Occupation

Figure 6 and Table 10 illustrate resident labour force (regardless of where the resident works) make up by occupation:

- The **Trades, transport and equipment operators and related occupations** sector represents the largest occupational group (31%) in the community.
- **Trades, transport and equipment operators and related occupations** is not only the most represented occupation but is also nearly double the relative impact compared to provincial figures (16% of occupations across the province are within this sector). A smaller but similar gap exists for **sales and service occupations** (30% locally and 24% provincially).

Figure 8: Labour Force by Occupation, 2023



Source: Manifold Data Mining Inc. SuperDemographics 2023.

Table 10: Labour Force by Occupation, 2023

2023 Labour Force by Occupation				
Characteristic	Male	Percentage of Occupation	Female	Percentage of Occupation
Total labour force 15 years and over by occupation	358	52%	325	48%
Occupation - Not applicable	20	100%	0	0%
All occupations	338	51%	325	49%
0 Management occupations	17	1	0	0
1 Business, finance and administration occupations	9	14%	57	86%
2 Natural and applied sciences and related occupations	14	93%	1	7%
3 Health occupations	8	15%	45	85%
4 Occupations in education, law and social, community and government services	9	11%	70	89%
5 Occupations in art, culture, recreation and sport	0	N/A	0	N/A
6 Sales and service occupations	51	26%	148	74%
7 Trades, transport and equipment operators and related occupations	202	99%	2	1%
8 Natural resources, agriculture and related production occupations	14	93%	1	7%
9 Occupations in manufacturing and utilities	15	94%	1	6%

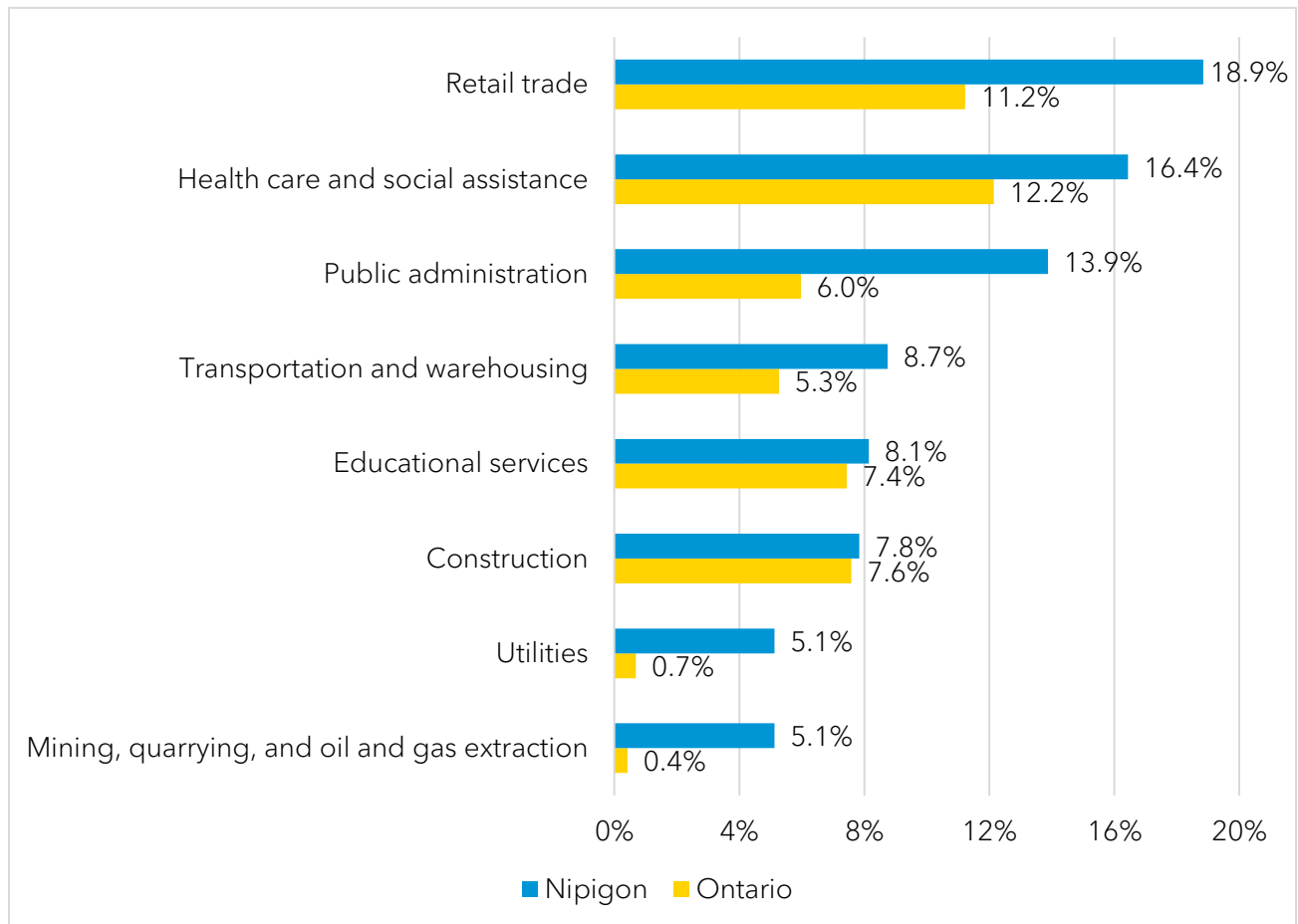
Source: Manifold Data Mining Inc. SuperDemographics 2023.

### 3.3. Labour Force by Industry

A similar breakdown for Nipigon's workforce can be applied to industries as was applied to occupations. To that end, Figure 7 and Table 11 illustrate Nipigon's labour force make up by industry of employment:

- The **retail trade** industry represented nearly one-in-five resident jobs (18.9% of the population works in this sector), nearly double the rate of the rest of the provincial workforce (11.2%).
- The **mining, quarrying, and oil and gas extraction** sector in Nipigon is more than ten times as concentrated (5.1% compared to 0.4%) when compared to the provincial mark. The **utilities** sector is similarly much more heavily concentrated locally (5.1% locally compared to 0.7% across the province).

Figure 9: Labour Force by Industry, 2023



Source: Manifold Data Mining Inc. SuperDemographics 2023.



Table 11: Labour Force by Industry, 2023

2023 Labour Force by Industry				
Characteristic	Male	Percentage of Industry	Female	Percentage of Industry
Total labour force 15 years and over	358	52%	325	48%
Industry - not applicable	20	100%	0	0%
All industries	338	51%	325	49%
Mining and oil and gas extraction	33	97%	1	3%
Utilities	34	97%	1	3%
Construction	51	98%	1	2%
Manufacturing	15	94%	1	6%
Retail trade	42	34%	83	66%
Transportation and warehousing	57	98%	1	2%
Finance and insurance	0	0%	14	100%
Administrative and support, waste management and remediation services	11	100%	0	0%
Educational services	9	17%	45	83%
Health care and social assistance	11	10%	98	90%
Arts, entertainment and recreation	0	0%	20	100%
Accommodation and food services	3	13%	20	87%
Other services (except public administration)	20	100%	0	0%
Public administration	52	57%	40	43%

Source: Manifold Data Mining Inc. SuperDemographics 2023.

### 3.4. General Wages by Occupation

Table 12 provides a sampling of local wage rates of the highest paying occupations (by average wage) for the closest and most representative region available (Northwest Region, Ontario).

Table 12: General Wages (Northwest Region, Ontario) by Occupation<sup>3</sup>

General Wages (Northwest Region, Ontario) by Occupation			
Category	Low Wage (\$/hour)	Average Wage (\$/hour)	High Wage (\$/hour)
Financial managers (10010)	\$28.85	\$61.87	\$76.92
Engineering managers (20010)	\$39.34	\$61.54	\$87.18
University professors and lecturers (41200)	\$40.00	\$58.33	\$84.13
School principals and administrators of elementary and secondary education (40021)	\$36.54	\$58.08	\$69.23
Corporate sales managers (60010)	\$25.64	\$57.69	\$96.15
Purchasing managers (10012)	\$35.00	\$55.90	\$76.92
Nurse practitioners (31302)	\$24.04	\$54.01	\$66.67
Advertising, marketing and public relations managers (10022)	\$31.00	\$53.85	\$91.35
Managers in health care (30010)	\$36.06	\$53.85	\$68.49
Pharmacists (31120)	\$47.00	\$53.00	\$64.00
Administrators - post-secondary education and vocational training (40020)	\$30.00	\$50.00	\$100.00

<sup>3</sup> For more wage rates please visit [Canada Job Bank](https://www.jobbank.gc.ca/).

## General Wages (Northwest Region, Ontario) by Occupation

Category	Low Wage (\$/hour)	Average Wage (\$/hour)	High Wage (\$/hour)
Police officers (except commissioned) (42100)	\$27.00	\$50.00	\$66.25
Power system electricians (72202)	\$29.00	\$49.75	\$58.07
Secondary school teachers (41220)	\$23.16	\$49.52	\$59.17
Other managers in public administration (40019)	\$39.42	\$48.72	\$67.30
Lawyers and Quebec notaries (41101)	\$28.85	\$48.08	\$120.19
Government managers - education policy development and program administration (40012)	N/A	\$47.62	N/A
Other administrative services managers (10019)	\$28.50	\$47.12	\$83.07
Computer systems developers and programmers (21230)	\$25.00	\$46.15	\$67.31
Geoscientists and oceanographers (21102)	\$16.55	\$45.89	\$79.33
Electrical and electronics engineers (21310)	\$31.73	\$45.67	\$72.31
Air traffic controllers and related occupations (72601)	\$20.00	\$45.00	\$73.96
Firefighters (42101)	\$40.87	\$44.58	\$62.00
Natural and applied science policy researchers, consultants and program officers (41400)	\$26.24	\$44.34	\$58.21
Occupational health and safety specialists (22232)	\$30.77	\$43.75	\$45.00

Source: Produced by Human Resources and Skills Development Canada's Labour Market Information Service, Report generated on March 19, 2024.

### 3.5. Labour Force Commute

Table 13 presents commuting data for those communities where at least 10 Nipigon residents commute to for work. Table 14 provides the opposite information; data for those communities where at least 10 residents commute into Nipigon for work.<sup>4</sup> It should be noted that both Red Rock and the Lake Helen Reserve are within 15 minutes of Nipigon. The tables provide information on persons reporting a “usual place of work other than in their home or outside of Canada”, and reveal the following regarding labour force commuting:

- The majority of Nipigon residents work within the local community. For those who do not, just under 10% commute to Thunder Bay.
- Nipigon exports approximately 22% of its resident labour with a usual place of work.
- Top recruitment areas for Nipigon are Red Rock and Thunder Bay.
- Nipigon imports 44% of its total workforce with a usual place of work.

**Table 13: Where the Nipigon Resident Labour Force Works, 2021**

2021 Resident Labour Force			
Place of Work	Total	Male	Female
Nipigon	290	125	165
Thunder Bay	30	25	10
Lake Helen 53A	20	15	0
Red Rock	10	0	10
Terrace Bay	10	10	0
Greenstone	10	10	0
<b>Total residents with a usual place of work</b>	<b>370</b>	<b>185</b>	<b>185</b>
<b># of residents working outside of Nipigon</b>	<b>80</b>	<b>60</b>	<b>20</b>
<b>% of residents working outside of Nipigon</b>	<b>22%</b>	<b>32%</b>	<b>11%</b>

<sup>4</sup> Please note that Statistics Canada uses estimates and therefore, not all numbers will add up to nor will all percentages add to 100%.

Source: McSweeney and Associates, Statistic Canada, 2021 Commuting Flow.

**Table 14: Place of Residence for Persons Working in Nipigon, 2021**

2021 Place of Residence			
Place of Residence	Total	Male	Female
Nipigon	290	125	165
Red Rock	95	25	70
Thunder Bay	65	30	30
Dorion	20	15	10
Lake Helen 53A	20	0	10
Thunder Bay, Unorganized	20	0	15
Shuniah	10	0	10
<b>Total residents with a usual place of work</b>	<b>520</b>	<b>195</b>	<b>310</b>
<b># of people working inside Nipigon who live outside of Nipigon</b>	<b>230</b>	<b>70</b>	<b>145</b>
<b>% of people working inside Nipigon who live outside of Nipigon</b>	<b>44%</b>	<b>36%</b>	<b>47%</b>

Source: McSweeney and Associates, Statistic Canada, 2021 Commuting Flow.

The majority of Nipigon's resident labour force works within the Township and adjoining communities.



## 4. Transportation and Shipping

### 4.1. Highways

Nipigon is located approximately an hour east of Thunder Bay and is located at the junction of Trans-Canada Highways 11 and 17. Nipigon exists at the essential through point between eastern and western Canada – to cross Canada by vehicle one **must** go through Nipigon. Table 15 presents the distance from Nipigon to cosmopolitan urban centres while Table 16 presents the distance to the nearest US border crossings. (Can refer to map on Page 4)

Table 15: Distance to Urban Centres

Distance to Urban Centres		
Location	Driving Time	Kilometres
Thunder Bay	1 hour 15 minutes	114
Duluth, Minnesota	4 hours 45 minutes	416
Sault Ste. Marie	6 hours 20 minutes	586
Minneapolis, Minnesota	7 hours	664
Winnipeg	8 hours 40 minutes	795
Fargo, North Dakota	9 hours	795
Sudbury	9 hours 45 minutes	890
Green Bay, Wisconsin	9 hours 45 minutes	955
North Bay	11 hours	988
Windsor	11 hours 25 minutes	1,148
Chicago, Illinois	11 hours 50 minutes	1,175
Toronto	13 hours 30 minutes	1,279

Source: McSweeney and Associates from Google Maps.

Table 16: Distance to Major US Border Crossings

Distance to Border Crossings		
Border Crossing	Driving Time	Kilometres
Grand Portage/Pigeon River	2 hours	174
International Falls/Fort Frances	4 hours 50 minutes	442
Baudette/Rainy River	5 hours 55 minutes	534
Sault Ste. Marie/Sault Ste. Marie	6 hours 30 minutes	591

Source: McSweeney and Associates from Google Maps.



## 4.2. Rail Services

Freight rail access for Township of Nipigon is provided by:

- Canadian Pacific Railway, connecting Thunder Bay with Winnipeg, MB and Toronto, ON.
- Canadian National Rail, connecting Nipigon and Thunder Bay to southern Ontario, northern Ontario and across provinces.

### Canadian Pacific

CP has numerous routing options across Canada and through the U.S. as well as excellent North American reach through gateways with all Class I railways. CP has extensive Canadian and U.S. short line partners and serves leading Atlantic and Pacific port facilities.

### Mailing Addresses:

**Canadian Head Office:**  
Gulf Canada Square  
401 9 Avenue SW, Suite  
500  
Calgary, AB  
T2P 4Z4  
Web: [cpr.ca/](http://cpr.ca/)

**Closest Transload Facility:**  
CPR/Union Station  
440 Syndicate Ave S  
Thunder Bay, Ontario

**Closest Intermodal Terminal:**  
Port of Thunder Bay  
100 Main Street Thunder  
Bay, Ontario P7B 6R9  
Phone: 1 807-345-6400-  
Facility hours: 7 days a week,  
24 hours a day





## CN Rail

CN is a leader in the North American rail industry. Following its acquisition of Illinois Central in 1999, WC in 2001 and GLT in 2004, as well as its partnership agreement with BC Rail in 2004, CN provides shippers with more options and greater reach in the rapidly expanding market for north-south trade.

## Mailing Addresses

### *Headquarters:*

935 de La Gauchetière Street West  
Montreal, QC  
H3B 2M9

Phone: 1-888-888-5909

Web: [cn.ca/en/index.htm](http://cn.ca/en/index.htm)


### *Intermodal Terminals:*

Airport Road & Intermodal Drive

76 Intermodal Drive

Brampton, ON L6T 5K1

Web: [cn.ca/en/shipping-how-intermodal-terminals.htm](http://cn.ca/en/shipping-how-intermodal-terminals.htm)



### 4.3. Airports

Table 17 presents local regional airports. Thunder Bay airport serves Nipigon, located approximately 1.25 hours away. The airport services approximately 750,000 passengers annually to communities across Canada.

Table 17: Regional Airport

Regional Airports		
Name	Location	Web
Thunder Bay International Airport	100 Princess Street Thunder Bay, ON P7E 6S2 Phone: 1 807 473-2600	<a href="http://tbairport.on.ca/">tbairport.on.ca/</a>

Source: McSweeney and Associates.

### 4.4. Ports

Table 18 presents local regional ports.

Table 18: Regional Port

Regional Ports		
Name	Location	Web
Nipigon Marina	25 2nd St Nipigon, ON P0T 2J0	<a href="http://nipigon.net/play-explore/facilities/nipigon-marina">nipigon.net/play-explore/facilities/nipigon-marina</a>
Port of Thunder Bay	100 Main Street Thunder Bay, ON P7B 6R9	<a href="http://portofthunderbay.com/">portofthunderbay.com/</a>
Red Rock Marina	7 Park Road Red Rock, ON P0T 2P0	<a href="http://redrocktownship.com">redrocktownship.com</a>

Source: McSweeney and Associates.

## 5. Taxes and Utilities

This section describes the taxes (local, provincial and federal), cost of water and sewer connection, waste management sites, and natural gas and electricity rates.



### 5.1. Local Property Tax Rates

Property taxes are calculated by multiplying the property's assessed value by the tax rates. To view the most up to date [local property tax rates](#), as well as [historic tax rates](#), please visit the Township website.

### 5.2. Federal and Provincial Income Tax Rates

Tables 19 and 20 provide federal and provincial corporate tax rates, while Table 21 provides income tax data and Table 22 presents sales tax rates. Please note that within Table 20, Ontario provides a manufacturing and processing tax credit that effectively reduces the corporate tax rate on the corporation's Canadian manufacturing and processing profits earned in the province to 10%.

**Table 19: Combined Corporate Taxes - General Corporation (2022/2023)**

Combined Corporate Taxes - General Corporation		
Corporate Tax Rates - Non-Canadian Controlled	2018	2023
Combined Federal and Provincial	%	%
General/Manufacturing and Processing/Investment	27.0	25.0
General; Active Business Income	27	26.5

Source: Revenue Canada.

Table 20: Corporate Taxes - Canadian Controlled (2022/2023)

Corporate Taxes - Canadian Controlled		
Corporate Tax Rates - Canadian Controlled	2021	2022
<b>Combined Federal and Provincial</b>	<b>%</b>	<b>%</b>
Small Business Income up to \$500,000	12.2	12.2
General; Active Business Income	26.5	26.5
Investment Income	50.2	50.2

Source: Revenue Canada.

Within Table 21, Marginal tax rate for dividends is a percentage of actual dividends received (not grossed-up taxable amount). Marginal tax rate for capital gains is a percentage of total capital gains (not taxable capital gains). Gross-up rate for eligible dividends is 38%, and for non-eligible dividends is 15%.



Table 21: Personal Income Tax, 2025-2024

## Personal Income Tax, 2025-2024

Canada 2025 Marginal Tax Rates					Canada 2024 Marginal Tax Rates				
Income	Earnings		Canadian Dividends		Income	Earnings		Canadian Dividends	
2025 Taxable Income	Other Income	Capital Gains	Eligible	Non-Eligible	2024 Taxable Income	Other Income	Capital Gains	Eligible	Non-Eligible
first \$57,375	15.00%	7.50%	-0.03%	6.87%	first \$55,867	15.00%	7.50%	-0.03%	6.87%
over \$57,375 up to \$114,750	20.50%	10.25%	7.56%	13.19%	over \$55,867 up to \$111,733	20.50%	10.25%	7.56%	13.19%
over \$114,750 up to \$177,882	26.00%	13.00%	15.15%	19.52%	over \$111,733 up to \$173,205	26.00%	13.00%	15.15%	19.52%
over \$177,882 up to \$253,414	29.32%	14.66%	19.73%	23.34%	over \$173,205 up to \$246,752	29.38%	14.69%	19.81%	23.41%
over \$253,414	33.00%	16.50%	24.81%	27.57%	over \$246,752	33.00%	16.50%	24.81%	27.57%
Basic Personal Amount									
Level	2025 Amount				2025 Tax Rate				
Federal	\$16,129				15%				
Ontario	\$12,747				5.05%				

Source: [Tax Tips](#).

Table 22: Sales Tax

Sales Tax Rates	
Sales Tax	2023
HST (harmonized sales tax)	13%

Source: [Tax Tips](#).



### 5.3. Water and Waste Management

Water & sewage/wastewater management is provided to residents by the Corporation of the Township of Nipigon. Rates are available on the [Township's website](#).

Household garbage is picked up weekly by the Township. Nipigon's recycling depot, located on First St., is open Monday to Friday, 10 AM to 3 PM and Saturdays 10 AM to 1 PM. The municipal landfill is located at 141 Cameron Falls Road. There is no charge for regular household garbage, but Table 23 presents other tipping fees at this location.

Table 23: Landfill and Tipping Fees

Landfill and Tipping Fees	
Category	Charge (Resident/Non-Resident)
Half Loads	\$5.00/\$10.00
1/2 Ton or Small Truck	\$10.00/\$25.00
3/4- or 1-Ton Vehicle or Small Trailer	\$20.00/\$50.00
Commercial - 1/2 Ton or less	\$40.00
<b>Commercial</b> - 3/4 to 1 Ton Vehicle or Small Trailer	\$80.00
3 Ton Single Axle Vehicle	\$100.00
Tandem or Tri Axle Vehicle or Large Trailer	\$160.00
<p>** Above fees are per load for materials not considered to be regular household garbage.            **Cardboard Cartons are not considered as rural garbage or regular garbage and can be taken to the Nipigon Recycling Depot.            During <b>2-week Spring Clean Up</b> and <b>1 week Fall Clean Up</b> landfill tipping fees are waived for all household materials and yard waste if delivered by the owner.</p>	

Source: [Township of Nipigon](#).

## 5.4. Electricity and Natural Gas

### Electricity Service Provider: Hydro One

Hydro One Networks Inc. & Township of Nipigon Hydro  
P.O. Box 5700, Markham, Ontario L3R 1C8

P: 1-877-955-1155

W: [hydroone.com](http://hydroone.com)

For the most up to date rates by location and usage, please visit the [Hydro One website](http://hydroone.com).

## 5.5. Community Infrastructure

Table 24 presents communications infrastructure and service providers for the Township of Nipigon.

Table 24: Communications Infrastructure

Communication Infrastructure
Service
Bell Canada
Shaw
Tbaytel
TELUS
Xplornet

Source: Township of Nipigon.



## 6. Building and Development-Related

The Township of Nipigon values the voices of all residents and seeks to achieve social, environmental and economic objectives through its Official Plan and Zoning By-laws.

6.1 Available land and Buildings - This will take viewers to the property listings and the map

6.2 Development Related Fees

Planning related fees seek to find a balance of interests within the community by coordinating the development of land and ensuring the Ontario Building Code is properly enforced. For the most up-to-date fees, please see the [Township's website](#).

For further information, please contact:

Building and Planning  
Township of Nipigon  
52 Front Street  
Nipigon, Ontario, P0T 2J0

P: 807.887.3135  
[buildingpermits@nipigon.net](mailto:buildingpermits@nipigon.net)



## 7. Business Support Programs and Services

### 7.1 National and Provincial and Municipal Support

Table 25 provides information on organizations that provide support from various levels of government. Table 26 provides similar organizations with a non-governmental regional focus.

Table 25: Government Support Organizations

Government Support Organizations			
Organization	Contact	Address	Website
Township of Nipigon	P: 807.887.3135	52 Front St, Nipigon, ON P0T 2J0	<a href="http://nipigon.net/">nipigon.net/</a>
Service Canada	P: 1.800.622.6232	5 Wadsworth Dr, Nipigon, ON P0T 2J0	<a href="http://servicecanada.gc.ca/">servicecanada.gc.ca/</a>
Service Ontario	General: 705.445.3530 Health Card: 1.888.376.5197 Driver and vehicle: 1.800.387.3445	975 Alloy Dr Thunder Bay, P7B 5Z8	<a href="http://ontario.ca/page/serviceontario">ontario.ca/page/serviceontario</a>
Ministry of Northern Development and Mines	P: 7807.475.1210 F: 807.475.1589	Suite 332, 435 James Street S. Thunder Bay P7E 6S7	<a href="http://nohfc.ca/en">nohfc.ca/en</a>
FedNor/Industry Canada	P: Toll Free: 1.877.333.6673 F: 807.346.8474	FedNor Science and Innovation Sector 201 May Street North, Suite 301 Thunder Bay, Ontario P7C 3P4	<a href="http://fednor.canada.ca/en">fednor.canada.ca/en</a>

Source: McSweeney and Associates and the Township of Nipigon.

Table 26: Regional Support Organizations

Regional Support Organizations	
Organization	Website
Superior North CFDC - Terrace Bay	<a href="http://snctdc.org/">snctdc.org/</a>
Association des francophones du Nord-Ouest de l'Ontario (AFNOO)	<a href="http://afnoo.org/">afnoo.org/</a>
Lake Superior National Marine Conservation Area (LSNMCA)	<a href="http://parks.canada.ca/amnc-nmca/on/super">parks.canada.ca/amnc-nmca/on/super</a>
North Superior Workforce Planning Board (NSWPB)	<a href="http://nswpb.ca/">nswpb.ca/</a>
PARO: Centre for Women's Enterprises	<a href="http://paro.ca/">paro.ca/</a>
Tourism Northern Ontario (TNO)	<a href="http://northernontario.travel/">northernontario.travel/</a>
YES Employment Services	<a href="http://yes.on.ca/">yes.on.ca/</a>
Red Rock Indian Band - Lake Helen Reserve 53A	<a href="http://rrib.ca/">rrib.ca/</a>
Top of Lake Superior Chamber of Commerce	<a href="http://topoflakesuperiorchamber.com">topoflakesuperiorchamber.com</a>
Northwestern Ontario Innovation Centre	<a href="https://www.nwoinnovation.ca/">https://www.nwoinnovation.ca/</a>
Superior Country	<a href="http://superiorcountry.ca/">superiorcountry.ca/</a>
Thunder Bay & District Entrepreneur Centre	<a href="https://gotothunderbay.ca/how-we-help/entrepreneur-centre/">https://gotothunderbay.ca/how-we-help/entrepreneur-centre/</a>

Source: McSweeney and Associates and the Township of Nipigon.



## 6.1. Education, Employment and Training

The Township of Nipigon is fortunate to have prestigious colleges and universities within 150 km drive that offer programs to improve the skills of its workforce.

---

### Lakehead University:

---

Lakehead University is a public research university with campuses in Thunder Bay and Orillia, Ontario. Lakehead is ranked number one in Canada for research in the category of undergraduate universities.

W: [lakeheadu.ca](http://lakeheadu.ca)

A: 955 Oliver Rd, Thunder Bay, ON P7B 5E1

P: 807-343-8110

---

### Confederation College:

---

Confederation College is a provincially funded college of applied arts and technology in Thunder Bay, Ontario.

W: [confederationcollege.ca](http://confederationcollege.ca)

A: 1450 Nakina Drive, Thunder Bay, ON P7C 4W1

P: 807-475-6110

---

### Northern Ontario School of Medicine

---

The Northern Ontario School of Medicine is a medical school in the Canadian province of Ontario, created through a partnership between Laurentian University in Sudbury and Lakehead University in Thunder Bay.

W: [nosm.ca](http://nosm.ca)

A: 955 Oliver Rd, Thunder Bay, ON P7B 5E1

P: 807-766-7300

## Contact North | Contact Nord (Distance Education)

Over 4 million Ontarians in 600 small, remote, rural, Aboriginal and Francophone communities across the province can access education and training opportunities from Ontario's 24 public colleges, 22 public universities, 76 district school boards and 250 literacy and basic skills and training providers without having to leave their community by accessing the services available from Contact North.

W: [studyonline.ca/about-us/what-is-contact-north-contact-nord/](https://studyonline.ca/about-us/what-is-contact-north-contact-nord/)

P: 1-877-999-9149




Table 27 presents information on Skills, Training and Workforce development Agencies near to the Township.

Table 27: Skills, Training and Workforce Development Agencies


Skills, Training and Workforce Development Agencies		
Agency/Program	Services	Web
North Superior Workforce Planning Board	<p>Providing authoritative and evidence-based research. Identifying employment trends.</p> <p>Targeting workforce opportunities. Initiating workforce development strategies.</p>	<a href="http://nswpb.ca">nswpb.ca</a>
Ontario Ministry of Advanced Education and Skills Development	Identify education institutions, choose a career, find employment and labour market information.	<a href="http://tcu.gov.on.ca/pepg/publications/questions.html">tcu.gov.on.ca/pepg/publications/questions.html</a>
Northwest Employment Works	Support and service components to respond to the career and employment needs of individuals. HR planning services to satisfy the skilled labour needs of employers	<a href="http://northwestworks.ca">northwestworks.ca</a>
YES Employment Services	Resources and Information. Job Search Assistance. Job Matching and Placement Services. Assistance with job/ Training Retention	<a href="http://yesjobsnow.com">yesjobsnow.com</a>

Source: McSweeney and Associates and Township of Nipigon.

## 8. Quality of Life

The Township of Nipigon offers residents and visitors a splendid natural vista offering a strong quality of life.

Residents are treated with rugged and breathtaking scenery surrounding the Township, showcasing the beauty Northwestern Ontario offers. Alongside this natural beauty, Nipigon's small community has many amenities that provide opportunities for involvement. Its welcoming population, including active service clubs, means new residents feel at home wherever they are in the Township.



### 7.1. Housing Characteristics

Nipigon has a much higher level of housing affordability relative to Ontario. That is, median dwelling values in Nipigon are under \$200,000 compared to \$797,175 in Ontario, and less than 10% of the local population is spending 30% or more of household total income on shelter costs, compared to 28% of households across the province. These figures are presented in Table 28.

Table 28: Dwelling Characteristics, 2023

2023 Dwelling Characteristics		
	Nipigon	Ontario
Total number of private households	687	5,941,308
Average value of dwelling \$	\$168,148	\$934,642
Median value of dwellings (\$)	\$164,877	\$797,175
Median monthly shelter costs for owned dwellings	\$611	\$1,477
Average monthly shelter costs for owned dwellings	\$714	\$1,748
% Owned	93%	70%
% Rented	7%	30%
Percent of the population spending 30% or more of household total income on shelter costs	9%	28%

Source: Manifold Data Mining Inc. SuperDemographics 2023.

## 7.2. Health, Social and Community Services

### Health and Social Services

#### Telehealth Ontario (Health811)

P: 811

TTY: 1.866.797.0007

W: [health811.ontario.ca/static/guest/home](https://health811.ontario.ca/static/guest/home)

Free Access to a Registered Nurse (24 hours a day, 7 days a week)

Telehealth Ontario (Health811) is a free, confidential telephone service for health advice or general health information from a Registered Nurse. That means quick, easy access to a qualified health professional to help you decide whether to care for yourself, make an appointment with your doctor, go to a clinic, contact a community service or go to a hospital emergency room.

Table 29 presents information on the names, locations, and contact details for regional retirement facilities. In October, 2024, the Community was excited that the Provincial government had approved 21 new Long Term care beds, an addition to the current 22 LTC beds and the Nipigon Hospital's 15 acute beds.

Table 29: Regional Healthcare Services

Regional Healthcare Services		
Name	Service	Website
Nipigon District Memorial Hospital	Acute and Complex Continuing Care, Emergency, Diagnostic Imaging, Laboratory, Physiotherapy, Outpatient Clinics, etc.	<a href="https://ndmh.ca">ndmh.ca</a>
North of Superior Counselling Programs	A mental health and addictions agency committed to supporting healthy communities in the North of Superior District.	<a href="https://nosp.on.ca">nosp.on.ca</a>
Thunder Bay District Health Unit	The TBDHU works with individuals, families, coalitions and partner agencies to promote and protect health, and to prevent disease.	<a href="https://tbdhu.com/">tbdhu.com/</a>

Source: Township of Nipigon.



## Emergency and Protective Services

Table 30 presents information on emergency, health and protection services.

**Table 30: Regional Emergency, Health and Protection Services**

Regional Emergency, Health and Protection Services	
Name	Contact
The Nipigon Volunteer Fire Department	<a href="http://nipigon.net/residents/town-hall/municipal-services/fire-hall/">nipigon.net/residents/town-hall/municipal-services/fire-hall/</a>
Superior North EMS - Nipigon Station	<a href="http://superiornorthems.com/">superiornorthems.com/</a>
Ontario Provincial Police - Nipigon detachment	<a href="http://opp.ca">opp.ca</a>

Source: Township of Nipigon.

## 7.3. Education

Table 31 presents information on Nipigon Schools.

**Table 31: Nipigon Schools**

Nipigon Schools			
Elementary Schools			
School Name	Location	Phone	Web
George O'Neill Public School	P.O. Box 190 Corner 6th/Bell Nipigon, ON P0T 2J0	807.887.2107	<a href="http://sgdsb.on.ca/article/george-oneill-public-school-285.asp">sgdsb.on.ca/article/george-oneill-public-school-285.asp</a>
St. Edward Catholic School	121 Greenmantle Dr. Nipigon, ON P0T 2J0	807.887.2810	<a href="http://sncdsb.on.ca/app/school-pages/st-edward-catholic-school">sncdsb.on.ca/app/school-pages/st-edward-catholic-school</a>
Secondary Schools			
School Name	Location	Phone	Web
Nipigon-Red Rock District High School	20 Frost St. Red Rock, ON P0T 2P0	807.886.2201	<a href="http://sgdsb.on.ca/article/nipigonred-rock-district-high-school-268.asp">sgdsb.on.ca/article/nipigonred-rock-district-high-school-268.asp</a>

Source: Township of Nipigon.

## 7.4. Recreation and Tourism

The Township of Nipigon offers a wide range of recreation programs and facilities for its residents, including a rink, fitness centre and other Community Centre, Curling Club, Swimming Pool, Marina, Cross Country Ski Club, and Golf Course. Information regarding events, facilities, places to visit, and things to do, can be found under Living Here or Play & Explore on the Township's website at <https://www.nipigon.net/>.

Specific attractions include:

- **Paddle-to-the-Sea Park and Splash Pad** brings the adventurous story of a journey through the Great Lakes to life! Starting at the Lake Superior waterfall in the heart of downtown Nipigon, twelve playground stations lead you on a journey of fun through town to the waterfront.
- **World class fishing** can be found at the very top of the great lakes in every season. The Nipigon River is about 48 km (30 miles) long and 50 to 200 m (165 to 656 ft) wide. There are also many lakes and rivers in the area known for great fishing, including Fraser Lake, the Black Sturgeon River, Jackfish River or the Gravel River. Check with the Ontario Ministry of Natural Resources for limits and species restrictions wherever you fish.
- **Nipigon Marina** is the most northerly freshwater port in North America. With a deep-water channel all the way to the fully serviced marina, boaters are invited to cross the 49th parallel and receive their certificate commemorating the occasion. One can also rent canoes and kayaks at the Marina.
- **Nipigon River Recreation Trail** is a 10km hiking trail, which connects the Nipigon and Red Rock marinas, takes between 3-4 hours to complete and is rated with a blue difficulty rating, with some middle portions being rated as black diamond.
- **Mazukama Falls Hiking Trail:** This day hike has been described as magical. The challenging 3.1 km loop trail will take 1.5-2 hrs to complete as it climbs steeply for 500 m and passes beside the cascades and waterfalls of Mazukama Creek as it tumbles off the red rocks of Kama Cliffs through huge old growth cedars
- **Historical Walking Tour:** Archaeological evidence indicates that people may have lived in the Nipigon area for 9000 years. In the more recent past, rock paintings on the mouth of the Nipigon River show an Aboriginal presence and predate European contact by several hundred years.

## 7.5. Local Institutions

Table 32 presents information on local media relevant to Nipigon, whether digital or paper.

Table 32: Local Media

Local Media	
Media	Website
Nipigon Red Rock Gazette	<a href="http://nrrgazette.ca/">nrrgazette.ca/</a>
Thunder Bay Chronicle Journal	<a href="http://chroniclejournal.com/">chroniclejournal.com/</a>
Thunder Bay Newswatch	<a href="http://tbnewswatch.com/">tbnewswatch.com/</a>

Source: Township of Nipigon.

Table 33 outlines financial institutions local to Nipigon while Table 34 outlines real estate institutions.

Table 33: Financial Institutions Servicing Nipigon

Financial Institutions		
Office	Address	Contact
RBC Royal Bank Financial Services	175 Railway Street, Nipigon P0T 2J0	807-887-3137
Northern Credit Union Bank	65 Salls St., Red Rock ON P0T 2P0	807-886-2247

Source: Township of Nipigon.

Table 34: Real Estate Offices Servicing Nipigon

Real Estate Offices			
Office	Phone	Address	Website
Century 21 Superior Realty Inc	807.766.2221	68 Algoma St N, Thunder Bay	<a href="http://century21superior.com">century21superior.com</a>
Royal LePage Lannon Realty, Brokerage	807.623.5011	141 Barton St, Thunder Bay	<a href="http://royallepagethunderbay.com">royallepagethunderbay.com</a>

Source: Township of Nipigon.

Table 35: Nipigon Clubs and Organizations

Real Estate Offices			
Office	Phone	Address	Website
Land of Nipigon Waterways Development Association	807.887.3135 x 26	Nipigon	
Nipigon & Red Rock Horticultural Society	807.887.2718	Nipigon	<a href="http://niprockhort.com">niprockhort.com</a>
Nipigon Elks Lodge 337	807.887.5692	11 Fourth Street, Nipigon	
Nipigon Silver Club	807.372.0243	102 Fourth Street, Nipigon	
Red Rock Fish & Game Club	807.630.7327	2 Park Road, Red Rock	<a href="http://www.redrockfishandgame.com">www.redrockfishandgame.com</a>
Rendezvous Cross Country Ski Club	807.707.3041	Nipigon	<a href="http://www.rendezvouskiclub.wixsite.com">www.rendezvouskiclub.wixsite.com</a>
Nipigon Rotary Club # 5580		125 Hogan Road, Nipigon	
Royal Canadian Legion-Branch 32	807.887.2720	102 Fifth Street, Nipigon	<a href="http://www.nipigonlegion.ca">www.nipigonlegion.ca</a>

Sea Cadets (Nipigon)	807.372.0055	102 Fifth Street, Nipigon	<a href="http://www.nipigonlegion.ca">www.nipigonlegion.ca</a>
Singletrack Society Trails Association	807.887.1008	Nipigon	
Take Off Pounds Club (TOPS)	807.887.3434	124 Bell Street, Nipigon	

Nipigon has numerous civic and service clubs which includes sports, trails, Rotary and the Canadian Legion. For the full [list](#).



## Appendix A - Provincial and Federal Incentives

### Northern Ontario Funding Programs

Table 35 presents available capital funding opportunities for Northern Ontario businesses and initiatives.

Table 35: Northern Ontario Funding Programs


Northern Ontario Funding Programs	
Name	Web
Economic Development Initiative (EDI)	<a href="https://fednor.gc.ca/eic/site/fednor-fednor.nsf/eng/h_fn03152.html">fednor.gc.ca/eic/site/fednor-fednor.nsf/eng/h_fn03152.html</a>
FedNor - Targeted Manufacturing Initiative for Northern Ontario Operational Assessments	<a href="https://fednor.gc.ca/eic/site/fednor-fednor.nsf/eng/fn04072.html">fednor.gc.ca/eic/site/fednor-fednor.nsf/eng/fn04072.html</a>
FedNor - Targeted Manufacturing Initiative for Northern Ontario Productivity Improvements	<a href="https://fednor.gc.ca/eic/site/fednor-fednor.nsf/eng/fn04072.html">fednor.gc.ca/eic/site/fednor-fednor.nsf/eng/fn04072.html</a>
FedNor - Youth Internships - Private Sector Program	<a href="https://fednor.gc.ca/eic/site/fednor-fednor.nsf/eng/fn03445.html">fednor.gc.ca/eic/site/fednor-fednor.nsf/eng/fn03445.html</a>
NOHFC - Northern Business Opportunity Program - Business Expansion Projects	<a href="https://nohfc.ca/en/pages/programs/invest-north-program/investment-grow-stream">https://nohfc.ca/en/pages/programs/invest-north-program/investment-grow-stream</a>
NOHFC - Community Enhancement Program	<a href="https://nohfc.ca/en/pages/programs/community-enhancement-program/enhance-your-community-stream">https://nohfc.ca/en/pages/programs/community-enhancement-program/enhance-your-community-stream</a>
NOHFC - Rural Enhancement Stream	<a href="https://nohfc.ca/en/pages/programs/community-enhancement-program/rural-enhancement-funding-stream">https://nohfc.ca/en/pages/programs/community-enhancement-program/rural-enhancement-funding-stream</a>

### Northern Ontario Funding Programs

Name	Web
NOHFC - Broadband and Cellular Expansion	<a href="https://nohfc.ca/en/pages/programs/community-enhancement-program/broadband-and-cellular-expansion-projects">https://nohfc.ca/en/pages/programs/community-enhancement-program/broadband-and-cellular-expansion-projects</a>
NOHFC - Innovation Stream	<a href="https://nohfc.ca/en/pages/programs/invest-north-program/innovation-stream">https://nohfc.ca/en/pages/programs/invest-north-program/innovation-stream</a>
NOHFC - Investment Stream	<a href="https://nohfc.ca/en/pages/programs/invest-north-program/investment-launch-stream">https://nohfc.ca/en/pages/programs/invest-north-program/investment-launch-stream</a>
NOHFC - Regional Tile Drainage	<a href="https://nohfc.ca/en/pages/programs/invest-north-program/grow-regional-tile-drainage">https://nohfc.ca/en/pages/programs/invest-north-program/grow-regional-tile-drainage</a>
NOHFC - Community Events	<a href="https://nohfc.ca/en/pages/programs/cultural-supports-program/community-events-stream">https://nohfc.ca/en/pages/programs/cultural-supports-program/community-events-stream</a>
NOHFC - Film and Television	<a href="https://nohfc.ca/en/pages/programs/cultural-supports-program/film-television-stream">https://nohfc.ca/en/pages/programs/cultural-supports-program/film-television-stream</a>
NOHFC - Indigenous Workforce Development Stream	<a href="https://nohfc.ca/en/pages/programs/people-talent-program/indigenous-workforce-development-stream">https://nohfc.ca/en/pages/programs/people-talent-program/indigenous-workforce-development-stream</a>
NOHFC - Workforce Development Stream	<a href="https://nohfc.ca/en/pages/programs/people-talent-program/workforce-development-stream">https://nohfc.ca/en/pages/programs/people-talent-program/workforce-development-stream</a>
Rural Economic Development (RED) Program	<a href="https://omaf.gov.on.ca/english/rural/ruralfunding/index.html">omaf.gov.on.ca/english/rural/ruralfunding/index.html</a>
Mining Supply and Services Export Assistance Program	<a href="https://mndm.gov.on.ca/en/northern-development/trade-and-investment-support/mining-supply-and-services-export-assistance">mndm.gov.on.ca/en/northern-development/trade-and-investment-support/mining-supply-and-services-export-assistance</a>
Innovation (FedNor)	<a href="https://fednor.gc.ca/eic/site/fednor-fednor.nsf/eng/fn03444.html">fednor.gc.ca/eic/site/fednor-fednor.nsf/eng/fn03444.html</a>

### Northern Ontario Funding Programs

Name	Web
Community Economic Development (FedNor)	<a href="https://fednor.gc.ca/eic/site/fednor-fednor.nsf/eng/fn03440.html">fednor.gc.ca/eic/site/fednor-fednor.nsf/eng/fn03440.html</a>
Business Growth and Competitiveness (FedNor)	<a href="https://fednor.gc.ca/eic/site/fednor-fednor.nsf/eng/fn03442.html">fednor.gc.ca/eic/site/fednor-fednor.nsf/eng/fn03442.html</a>





## Provincial and Federal Programs

Table 36 presents available capital funding opportunities for local businesses alongside web links.

**Table 36: Capital Funding**

Capital Funding Program Opportunities	
Program	Website
Indigenous Economic Development Fund	<a href="https://ontario.ca/page/funding-indigenous-economic-development">ontario.ca/page/funding-indigenous-economic-development</a>
AgriCompetitiveness Program	<a href="https://agriculture.canada.ca/en/agricultural-programs-and-services/agricompetitiveness-program">agriculture.canada.ca/en/agricultural-programs-and-services/agricompetitiveness-program</a>
Agriscience Program - Projects	<a href="https://agriculture.canada.ca/en/agricultural-programs-and-services/agriscience-program-projects">agriculture.canada.ca/en/agricultural-programs-and-services/agriscience-program-projects</a>
Business Development Bank of Canada (BDC)	<a href="https://bdc.ca/en/home.htm">bdc.ca/en/home.htm</a>
Canada Small Business Financing Program - Industry Canada	<a href="https://ic.gc.ca/eic/site/csbf-pfpec.nsf/eng/Home">ic.gc.ca/eic/site/csbf-pfpec.nsf/eng/Home</a>
Dairy Processing Investment Fund	<a href="https://agriculture.canada.ca/en/agricultural-programs-and-services/dairy-processing-investment-fund">agriculture.canada.ca/en/agricultural-programs-and-services/dairy-processing-investment-fund</a>
Futurpreneur Canada	<a href="https://futurpreneur.ca/">futurpreneur.ca/</a>
Futurpreneur Canada Newcomer Program	<a href="https://futurpreneur.ca/en/get-started/financing-and-mentoring/newcomer/">futurpreneur.ca/en/get-started/financing-and-mentoring/newcomer/</a>
Nishnawbe Aski Development Fund	<a href="https://nadf.org/">nadf.org/</a>
Indigenous Community Capital Grants Program (ICCGP)	<a href="https://ontario.ca/page/funding-indigenous-economic-development#section-1">ontario.ca/page/funding-indigenous-economic-development#section-1</a>
Indigenous Economic Development Fund	<a href="https://ontario.ca/page/funding-indigenous-economic-development">ontario.ca/page/funding-indigenous-economic-development</a>
Infrastructure Ontario Natural Gas Grant Program	<a href="https://ontario.ca/page/natural-gas-expansion-program">ontario.ca/page/natural-gas-expansion-program</a>
Investment Ready: Certified Site Program	<a href="https://ontario.ca/page/get-investment-ready-certified-site-designation-your-industrial-property">ontario.ca/page/get-investment-ready-certified-site-designation-your-industrial-property</a>
Productivity and Innovation Centre	<a href="https://picontario.ca/">picontario.ca/</a>

### Capital Funding Program Opportunities

Program	Website
Women Entrepreneurship Strategy	<a href="https://fednor.gc.ca/eic/site/fednor-fednor.nsf/eng/h_fn03907.html">fednor.gc.ca/eic/site/fednor-fednor.nsf/eng/h_fn03907.html</a>
Zero Emission Vehicle Infrastructure Program	<a href="https://nrcan.gc.ca/energy-efficiency/energy-efficiency-transportation-alternative-fuels/zero-emission-vehicle-infrastructure-program/21876">nrcan.gc.ca/energy-efficiency/energy-efficiency-transportation-alternative-fuels/zero-emission-vehicle-infrastructure-program/21876</a>

Table 37 presents available private and public sector funding opportunities related to commercialization alongside web links.

Table 37: Commercialization Funding

### Commercial Funding Program Opportunities

Program	Website
AC JumpStart	<a href="https://acceleratorcentre.com/programs/ac-jumpstart/">acceleratorcentre.com/programs/ac-jumpstart/</a>
AgriInnovate Program (AIP): Enabling Commercialization and Adoption Stream	<a href="https://agriculture.canada.ca/en/about-our-department/transparency-and-corporate-reporting/evaluation-agriinnovation-program-stream-c-enabling-commercialization-and-adoption">agriculture.canada.ca/en/about-our-department/transparency-and-corporate-reporting/evaluation-agriinnovation-program-stream-c-enabling-commercialization-and-adoption</a>
Canadian Technology Accelerators	<a href="https://tradecommissioner.gc.ca/cta-atc/index.aspx?lang=eng">tradecommissioner.gc.ca/cta-atc/index.aspx?lang=eng</a>
CDMN Soft Landing Program	<a href="https://canadastechnetwork.ca/program/soft-landing">canadastechnetwork.ca/program/soft-landing</a>
Going Global Innovation	<a href="https://tradecommissioner.gc.ca/funding-financement/ggi-vmi/index.aspx?lang=eng">tradecommissioner.gc.ca/funding-financement/ggi-vmi/index.aspx?lang=eng</a>
Matching Investment Fund	<a href="https://milkingredients.ca/index-eng.php?id=129">milkingredients.ca/index-eng.php?id=129</a>
Next Generation Network Program	<a href="https://cengn.ca/next-generation-network-program/">cengn.ca/next-generation-network-program/</a>
Ontario Centres of Excellence Inc.	<a href="https://oc-innovation.ca/">oc-innovation.ca/</a>
Voucher for Innovation and Productivity	<a href="https://oc-innovation.ca/program-nav/voucher-for-innovation-and-productivity-vip/">oc-innovation.ca/program-nav/voucher-for-innovation-and-productivity-vip/</a>

Commercial Funding Program Opportunities	
Program	Website
IION Step Forward Entrepreneurs Program (SFEP)	<a href="http://iion.ca/sfep/">iion.ca/sfep/</a>
Rural Innovation Initiative Eastern Ontario (RIIEO)	<a href="http://community-futures.ca/our-services/projects-and-grants/riieo">community-futures.ca/our-services/projects-and-grants/riieo</a>
IRAPID PROGRAM	<a href="http://iion.ca/IRAPID/">iion.ca/IRAPID/</a>

Table 38 presents available funding opportunities related to economic development and community infrastructure projects alongside web links.

Table 38: EDO-Community Infrastructure

EDO-Community Funding Program Opportunities	
Program	Website
Brownfields Financial Tax Incentive Program - Ontario Ministry of Municipal Affairs and Housing	<a href="http://ontario.ca/page/brownfields-financial-tax-incentive-program">ontario.ca/page/brownfields-financial-tax-incentive-program</a>
Infrastructure Ontario's Loan Program	<a href="http://infrastructureontario.ca/Infrastructure-Lending/">infrastructureontario.ca/Infrastructure-Lending/</a>
Indigenous Economic Development Fund	<a href="http://ontario.ca/page/funding-indigenous-economic-development">ontario.ca/page/funding-indigenous-economic-development</a>
Investment Ready: Certified Site Program	<a href="http://ontario.ca/page/get-investment-ready-certified-site-designation-your-industrial-property">ontario.ca/page/get-investment-ready-certified-site-designation-your-industrial-property</a>
Rural Economic Development (RED) Program	<a href="http://ontario.ca/page/rural-economic-development-program">ontario.ca/page/rural-economic-development-program</a>
Canada Foundation for Innovation	<a href="http://innovation.ca/en/OurFunds">innovation.ca/en/OurFunds</a>
Indigenous Community Capital Grants Program	<a href="http://ontario.ca/business-and-economy/new-relationship-fund">ontario.ca/business-and-economy/new-relationship-fund</a>
Community Transportation Grant Program - Municipal Stream	<a href="http://mto.gov.on.ca/english/transit/community-transportation-grant.shtml">mto.gov.on.ca/english/transit/community-transportation-grant.shtml</a>
Infrastructure Ontario Natural Gas Grant Program	<a href="http://ontario.ca/page/natural-gas-expansion-program">ontario.ca/page/natural-gas-expansion-program</a>

Table 39 presents available government funding opportunities related to clean-tech, energy and environment programs alongside web links.

Table 39: Clean-Tech, Energy and Environment

Clean-Tech, Energy and Environment Funding Program Opportunities	
Program	Website
Save on Energy	<a href="https://saveonenergy.ca/Business.aspx">saveonenergy.ca/Business.aspx</a>
Electric Vehicle Infrastructure Demonstration (EVID) Program	<a href="https://nrcan.gc.ca/climate-change/green-infrastructure-programs/electric-vehicle-infrastructure-demonstration-evid-program/20467">nrcan.gc.ca/climate-change/green-infrastructure-programs/electric-vehicle-infrastructure-demonstration-evid-program/20467</a>
Fisheries and Aquaculture Clean Technology Adoption Program	<a href="https://dfo-mpo.gc.ca/aquaculture/business-entreprises/factap-application-patppa-eng.htm">dfo-mpo.gc.ca/aquaculture/business-entreprises/factap-application-patppa-eng.htm</a>
Ontario Emerging Technologies Fund - Ontario Capital Growth Corporation	<a href="https://ocgc.gov.on.ca/">ocgc.gov.on.ca/</a>
SD Tech Fund	<a href="https://sdtc.ca/en/">sdtc.ca/en/</a>
Clean Water and Wastewater Fund (CWWF)	<a href="https://infrastructure.gc.ca/plan/cwwf-fepeu-eng.html">infrastructure.gc.ca/plan/cwwf-fepeu-eng.html</a>
Grid Innovation Fund - IESO	<a href="https://ieso.ca/get-involved/funding-programs/conservation-fund/cf-overview">ieso.ca/get-involved/funding-programs/conservation-fund/cf-overview</a>
Indigenous Forestry Initiative	<a href="https://nrcan.gc.ca/science-data/funding-partnerships/funding-opportunities/forest-sector-funding-programs/indigenous-forestry-initiative/13125">nrcan.gc.ca/science-data/funding-partnerships/funding-opportunities/forest-sector-funding-programs/indigenous-forestry-initiative/13125</a>
Zero Emission Vehicle Infrastructure Program	<a href="https://nrcan.gc.ca/energy-efficiency/transportation-alternative-fuels/zero-emission-vehicle-infrastructure-program/21876">nrcan.gc.ca/energy-efficiency/transportation-alternative-fuels/zero-emission-vehicle-infrastructure-program/21876</a>
Canada Student Work Placement ECO Program	<a href="https://eco.ca/employment-programs/student-placement/">eco.ca/employment-programs/student-placement/</a>
Cooperation Council of Ontario Social Enterprise Ontario	<a href="https://cco.coop/nos_programmes">cco.coop/nos_programmes</a>
Empowering Futures Program	<a href="https://electricityhr.ca/workplace-solutions/youth-employment-funding/empowering-futures/">electricityhr.ca/workplace-solutions/youth-employment-funding/empowering-futures/</a>

Clean-Tech, Energy and Environment Funding Program Opportunities

Program	Website
Energy Manager Program	<a href="https://saveonenergy.ca/For-Business-and-Industry/Programs-and-incentives/Energy-Manager-Program">saveonenergy.ca/For-Business-and-Industry/Programs-and-incentives/Energy-Manager-Program</a>
Energy Performance Program	<a href="https://saveonenergy.ca/For-Business-and-Industry/Programs-and-incentives/Energy-Performance-Program">saveonenergy.ca/For-Business-and-Industry/Programs-and-incentives/Energy-Performance-Program</a>
Climate Action Incentive Fund	<a href="https://canada.ca/en/environment-climate-change/services/climate-change/carbon-pollution-pricing-proceeds-programming/climate-action-incentive-fund.html">canada.ca/en/environment-climate-change/services/climate-change/carbon-pollution-pricing-proceeds-programming/climate-action-incentive-fund.html</a>
SIF - Net Zero Accelerator	<a href="https://ic.gc.ca/eic/site/125.nsf/eng/00039.html">ic.gc.ca/eic/site/125.nsf/eng/00039.html</a>




Table 40 presents available government programs and funding opportunities related to creative industries alongside web links.

Table 40: Creative Industries

Creative Industries Funding Program Opportunities	
Program	Website
Canadian Media Fund: Convergent Stream	<a href="http://cmf-fmc.ca/our-programs/">cmf-fmc.ca/our-programs/</a>
Canadian Media Fund: Experimental Stream	<a href="http://cmf-fmc.ca/our-programs/">cmf-fmc.ca/our-programs/</a>
FACTOR - Funding for the Music Industry	<a href="http://factor.ca/our-programs/our-programs-overview/">factor.ca/our-programs/our-programs-overview/</a>
Film or Video Production Services Tax Credit (PSTC)	<a href="http://canada.ca/en/canadian-heritage/services/funding/cavco-tax-credits/film-video-production-services.html">canada.ca/en/canadian-heritage/services/funding/cavco-tax-credits/film-video-production-services.html</a>
IDM Fund: Global Market Development	<a href="http://ontariocreates.ca/our-sectors/interactive/interactive-digital-media-fund/idm-fund-global-market-development">ontariocreates.ca/our-sectors/interactive/interactive-digital-media-fund/idm-fund-global-market-development</a>
IDM Fund: Industry Development	<a href="http://ontariocreates.ca/film_and_tv/Funding/Industry_Development_Program.htm">ontariocreates.ca/film_and_tv/Funding/Industry_Development_Program.htm</a>
IDM Fund: Futures	<a href="http://ontariocreates.ca/our-sectors/interactive/interactive-digital-media-fund/ontario-creates-idm-fund-futures">ontariocreates.ca/our-sectors/interactive/interactive-digital-media-fund/ontario-creates-idm-fund-futures</a>
IDM Fund: Discoverability and Commercialization	<a href="http://ontariocreates.ca/our-sectors/interactive/interactive-digital-media-fund/idm-fund-discoverability-and-commercialization">ontariocreates.ca/our-sectors/interactive/interactive-digital-media-fund/idm-fund-discoverability-and-commercialization</a>
IDM Fund: Production and Concept Definition	<a href="http://ontariocreates.ca/our-sectors/interactive/interactive-digital-media-fund/idm-fund-production-and-concept-definition">ontariocreates.ca/our-sectors/interactive/interactive-digital-media-fund/idm-fund-production-and-concept-definition</a>
Interactive Digital Media Fund (IDM)	<a href="http://ontariocreates.ca/investment-programs/content-creation/idm-fund">ontariocreates.ca/investment-programs/content-creation/idm-fund</a>
Ontario Book Publishing Tax Credit (OBPTC)	<a href="http://ontariocreates.ca/tax-incentives/obptc">ontariocreates.ca/tax-incentives/obptc</a>

## Creative Industries Funding Program Opportunities

Program	Website
Ontario Film and Television Tax Credit (OFTTC)	<a href="https://ontariocreates.ca/tax-incentives/ofttc">ontariocreates.ca/tax-incentives/ofttc</a>
Ontario Computer Animation and Special effects Tax Credit	<a href="https://ontariocreates.ca/tax-incentives/ocase">ontariocreates.ca/tax-incentives/ocase</a>
Ontario Interactive Digital Media Tax-Credit	<a href="https://ontariocreates.ca/tax-incentives/oidmtc">ontariocreates.ca/tax-incentives/oidmtc</a>
Ontario Production Services Tax Credit (OPSTC)	<a href="https://ontariocreates.ca/tax-incentives/opstc">ontariocreates.ca/tax-incentives/opstc</a>
Creative Export Canada	<a href="https://canada.ca/en/canadian-heritage/services/funding/creative-export-canada.html">canada.ca/en/canadian-heritage/services/funding/creative-export-canada.html</a>
Export Fund - Book	<a href="https://ontariocreates.ca/our-sectors/book/funding/export-fund">ontariocreates.ca/our-sectors/book/funding/export-fund</a>
Film Fund - Ontario Creates	<a href="https://ontariocreates.ca/our-sectors/film-tv/film-fund">ontariocreates.ca/our-sectors/film-tv/film-fund</a>
Accessible Digital Books	<a href="https://canada.ca/en/canadian-heritage/services/funding/book-fund/accessible-books-organizations.html">canada.ca/en/canadian-heritage/services/funding/book-fund/accessible-books-organizations.html</a>
Council of Canada for the Arts Grants	<a href="https://canadacouncil.ca/funding/grants">canadacouncil.ca/funding/grants</a>
Canada Cultural Spaces Fund (CCSF)	<a href="https://canada.ca/en/canadian-heritage/services/funding/cultural-spaces-fund/application-guidelines.html#a25">canada.ca/en/canadian-heritage/services/funding/cultural-spaces-fund/application-guidelines.html#a25</a>
Canada Periodical Fund	<a href="https://canada.ca/en/canadian-heritage/services/funding/periodical-fund/business-innovation.html">canada.ca/en/canadian-heritage/services/funding/periodical-fund/business-innovation.html</a>
Canada Book Fund	<a href="https://canada.ca/en/canadian-heritage/services/funding/book-fund.html">canada.ca/en/canadian-heritage/services/funding/book-fund.html</a>
Canada's Music Incubator Artist Entrepreneur	<a href="https://canadasmusicincubator.com/cmi-programs/artist-entrepreneur/">canadasmusicincubator.com/cmi-programs/artist-entrepreneur/</a>
Telefilm Canada	<a href="https://telefilm.ca/en/financing/production">telefilm.ca/en/financing/production</a>
Rogers Documentary Fund	<a href="https://rogersgroupoffunds.com/fund-my-project/documentary-fund/">rogersgroupoffunds.com/fund-my-project/documentary-fund/</a>

Table 41 presents available government programs and public/private-sector organizations related to exports alongside web links.

Table 41: Exports

Exports Program Opportunities	
Program	Website
Canadian Commercial Corporation (CCC)	<a href="http://ccc.ca/">ccc.ca/</a>
Export Development Canada	<a href="http://edc.ca/">edc.ca/</a>
Investment Accelerator Fund (IAF)	<a href="http://marsiaf.com/">marsiaf.com/</a>
Business Innovation and Growth application toolkit	<a href="https://ised-isde.canada.ca/site/strategic-innovation-fund/en/project-requirements/business-innovation-and-growth">https://ised-isde.canada.ca/site/strategic-innovation-fund/en/project-requirements/business-innovation-and-growth</a>
Mining Supply and Services Export Assistance Program	<a href="http://mndm.gov.on.ca/en/northern-development/trade-and-investment-support/mining-supply-and-services-export-assistance">mndm.gov.on.ca/en/northern-development/trade-and-investment-support/mining-supply-and-services-export-assistance</a>
CanExport - Innovation	<a href="http://tradecommissioner.gc.ca/tcs-sdc/funding-financement/canexport/innovation/index.aspx?lang=eng">tradecommissioner.gc.ca/tcs-sdc/funding-financement/canexport/innovation/index.aspx?lang=eng</a>
CanExport - SMEs	<a href="http://tradecommissioner.gc.ca/funding-financement/canexport/sme-pme/index.aspx?lang=eng">tradecommissioner.gc.ca/funding-financement/canexport/sme-pme/index.aspx?lang=eng</a>





Table 42 presents available government programs and public/private-sector organizations related to human resources alongside web links.

Table 42: Human Resources and Training

Human Resources and Training Program Opportunities	
Program	Website
Apprenticeship Employer Signing Bonus	<a href="https://tcu.gov.on.ca/eng/employers/emp_bonus.html">tcu.gov.on.ca/eng/employers/emp_bonus.html</a>
Apprenticeship Job Creation Tax Credit - Canada Revenue Agency	<a href="https://canada.ca/en/revenue-agency/services/tax/individuals/topics/about-your-tax-return/tax-return/completing-a-tax-return/deductions-credits-expenses/line-41200-investment-tax-credit/apprenticeship-job-creation-tax-credit.html">canada.ca/en/revenue-agency/services/tax/individuals/topics/about-your-tax-return/tax-return/completing-a-tax-return/deductions-credits-expenses/line-41200-investment-tax-credit/apprenticeship-job-creation-tax-credit.html</a>
Autonomous Vehicle Innovation Network - Talent Edge	<a href="https://avinhub.ca/talent-development/">avinhub.ca/talent-development/</a>
Canada Ontario Job Grant	<a href="https://tcu.gov.on.ca/eng/eopg/cojg/index.html">tcu.gov.on.ca/eng/eopg/cojg/index.html</a>
Canada Summer Jobs	<a href="https://canada.ca/en/employment-social-development/services/funding/canada-summer-jobs.html">canada.ca/en/employment-social-development/services/funding/canada-summer-jobs.html</a>
Canadian Institutes of Health Research	<a href="https://cihr-irsc.gc.ca/e/37788.html">cihr-irsc.gc.ca/e/37788.html</a>
College and Institutes Canada Clean Tech Internship	<a href="https://www.careerlauncher.ca/employers/our-internship-programs/clean-tech/">www.careerlauncher.ca/employers/our-internship-programs/clean-tech/</a>
Cooperative Education Tax Credit (CETC)	<a href="https://fin.gov.on.ca/en/credit/cetc/">fin.gov.on.ca/en/credit/cetc/</a>
Environmental Youth Corps Internship Program	<a href="https://eco.ca/wage-subsidy-programs/">eco.ca/wage-subsidy-programs/</a>
IBM Innovation Incubator Project - Talent Edge	<a href="https://startupheretoronto.com/sectors/technology/the-ibm-innovation-incubator-project-i3/">startupheretoronto.com/sectors/technology/the-ibm-innovation-incubator-project-i3/</a>
Industrial Research Assistance Program (IRAP)	<a href="https://nrc-cnrc.gc.ca/eng/irap/">nrc-cnrc.gc.ca/eng/irap/</a>
Mitacs Accelerate	<a href="https://www.mitacs.ca/our-programs/accelerate-fellowship-students-postdocs/">https://www.mitacs.ca/our-programs/accelerate-fellowship-students-postdocs/</a>
MITACS Elevate	<a href="https://www.mitacs.ca/our-programs/elevate-business/">https://www.mitacs.ca/our-programs/elevate-business/</a>

## Human Resources and Training Program Opportunities

Program	Website
Mitacs-Accelerate InDev	<a href="https://prm.mitacs.ca/index.php/ACC">https://prm.mitacs.ca/index.php/ACC</a>
NSERC Collaborative Research and Development Grants	<a href="https://nserc-crsng.gc.ca/Professors-Professeurs/RPP-PP/CRD-RDC_eng.asp">nserc-crsng.gc.ca/Professors-Professeurs/RPP-PP/CRD-RDC_eng.asp</a>
Ontario Labour Market Partnerships	<a href="https://tcu.gov.on.ca/eng/employers/labourMarket.html">tcu.gov.on.ca/eng/employers/labourMarket.html</a>
Ontario Youth Apprenticeship Program (OYAP)	<a href="https://oyap.com/">oyap.com/</a>
Pre-Apprenticeship Training Program - Ontario Ministry of Training, Colleges and Universities	<a href="https://tcu.gov.on.ca/eng/apprentices/pre_apprent.html">tcu.gov.on.ca/eng/apprentices/pre_apprent.html</a>
Skills Catalyst Fund	<a href="https://tcu.gov.on.ca/eng/eopg/programs/skills-catalyst-fund.html">tcu.gov.on.ca/eng/eopg/programs/skills-catalyst-fund.html</a>
Skills Link Program	<a href="https://servicecanada.gc.ca/eng/epb/yi/yep/newprog/skillslink.shtml">servicecanada.gc.ca/eng/epb/yi/yep/newprog/skillslink.shtml</a>
Summer Company	<a href="https://ontario.ca/business-and-economy/summer-company-program-guidelines-2013">ontario.ca/business-and-economy/summer-company-program-guidelines-2013</a>
Youth Employment Fund	<a href="https://tcu.gov.on.ca/eng/employmentontario/youthfund/">tcu.gov.on.ca/eng/employmentontario/youthfund/</a>
Opportunities Fund	<a href="https://biotalent.ca/programs/">biotalent.ca/programs/</a>
Mushkegowuk Council Employment and Training Services	<a href="https://fnetb.com/service-directory/mushkegowuk-council-ontario-employment-services/">fnetb.com/service-directory/mushkegowuk-council-ontario-employment-services/</a>
ENCQOR 5G Talent Edge Internships	<a href="https://ontario.encqor.ca/talent/">ontario.encqor.ca/talent/</a>
Autonomous Vehicle Innovation Network (AVIN) Talent Edge Internships	<a href="https://ontariobusinessgrants.com/grants/oc-autonomous-vehicle-innovation-network-avin-talentedge-internships/">ontariobusinessgrants.com/grants/oc-autonomous-vehicle-innovation-network-avin-talentedge-internships/</a>
Apprenticeship Completion Grant	<a href="https://canada.ca/en/employment-social-development/services/funding/apprenticeship-completion-apply.html">canada.ca/en/employment-social-development/services/funding/apprenticeship-completion-apply.html</a>
Group Sponsorship Grant	<a href="https://ontariobusinessgrants.com/grants/ministry-of-labour-training-and-skills-development-group-sponsorship-grant-gsc-2021/">ontariobusinessgrants.com/grants/ministry-of-labour-training-and-skills-development-group-sponsorship-grant-gsc-2021/</a>
Apprenticeship Incentive Grant for Women	<a href="https://canada.ca/en/employment-social-development/services/funding/apprenticeship-incentive-women-overview.html">canada.ca/en/employment-social-development/services/funding/apprenticeship-incentive-women-overview.html</a>

Human Resources and Training Program Opportunities	
Program	Website
Connect Canada Internships	<a href="https://connectcanadainternships.ca/program-overview/">connectcanadainternships.ca/program-overview/</a>
Digital Service Squad Grant Program	<a href="https://digitalmainstreet.ca/ontariogrants/">digitalmainstreet.ca/ontariogrants/</a>
Career Ready Program ITAC Wage Subsidy	<a href="https://technationcanada.ca/en/future-workforce-development/career-ready-program/">technationcanada.ca/en/future-workforce-development/career-ready-program/</a>
Career-Ready with CTMA! - Machine, Tool, Die, Mould and Automation Sector	<a href="https://ctma.com/career-ready">ctma.com/career-ready</a>

Table 43 presents available government programs and public/private-sector organizations related to innovation alongside web links.

**Table 43: Innovation**

Innovation Program Opportunities	
Program	Website
Indigenous business development	<a href="https://canada.ca/en/indigenous-services-canada.html">canada.ca/en/indigenous-services-canada.html</a>
Application Toolkit: Strategic Innovation Fund - Steel and Aluminum	<a href="https://ic.gc.ca/eic/site/125.nsf/eng/h_00009.html">ic.gc.ca/eic/site/125.nsf/eng/h_00009.html</a>
Centre of Excellence in Next Generation Networks (CENGN)	<a href="https://nce-rce.gc.ca/NetworksCentres-CentresReseaux/CECR-CECR/CENGN_eng.asp">nce-rce.gc.ca/NetworksCentres-CentresReseaux/CECR-CECR/CENGN_eng.asp</a>
Connect to Innovate	<a href="https://ised-isde.canada.ca/site/connect-to-innovate/en">ised-isde.canada.ca/site/connect-to-innovate/en</a>
Creative Export Canada	<a href="https://canada.ca/en/canadian-heritage/services/funding/creative-export-canada.html">canada.ca/en/canadian-heritage/services/funding/creative-export-canada.html</a>
ENCQOR 5G	<a href="https://ontario.encqor.ca/">ontario.encqor.ca/</a>
Genome Canada	<a href="https://genomecanada.ca/">genomecanada.ca/</a>
Going Global Innovation	<a href="https://tradecommissioner.gc.ca/funding-financement/ggi-vmi/index.aspx?lang=eng">tradecommissioner.gc.ca/funding-financement/ggi-vmi/index.aspx?lang=eng</a>
Northwestern Ontario Innovation Centre in Thunder Bay	<a href="https://www.nwoinnovation.ca/">https://www.nwoinnovation.ca/</a>

## Innovation Program Opportunities

Program	Website
IBM Innovation Incubator Project - Customer Demonstration Program	<a href="https://oce-ontario.org/programs/IBM-Innovation-Incubator-Project/customer-demonstration-program">oce-ontario.org/programs/IBM-Innovation-Incubator-Project/customer-demonstration-program</a>
Impact Canada Challenge Hub	<a href="https://impact.canada.ca/en">impact.canada.ca/en</a>
National Science and Engineering Council of Canada	<a href="https://nserc-crsng.gc.ca/Professors-Professeurs/Grants-Subs/Explore-Explorer_eng.asp">nserc-crsng.gc.ca/Professors-Professeurs/Grants-Subs/Explore-Explorer_eng.asp</a>
Next Generation Manufacturing Program	<a href="https://ngen.ca/">ngen.ca/</a>
Ontario Business Research Institute Tax Credit	<a href="https://fin.gov.on.ca/en/credit/obritc/">fin.gov.on.ca/en/credit/obritc/</a>
Strategic Innovation Fund (SIF)	<a href="https://ic.gc.ca/eic/site/125.nsf/eng/home">ic.gc.ca/eic/site/125.nsf/eng/home</a>
Business Innovation and Growth application toolkit	<a href="https://ic.gc.ca/eic/site/125.nsf/eng/h_00004.html">ic.gc.ca/eic/site/125.nsf/eng/h_00004.html</a>
Bio-enterprise SmartGrowth Program	<a href="https://bioenterprise.ca/programs/smartgrowth-program/">bioenterprise.ca/programs/smartgrowth-program/</a>
Innovation for Defence and Security (IDEaS)	<a href="https://canada.ca/en/department-national-defence/programs/defence-ideas.html">canada.ca/en/department-national-defence/programs/defence-ideas.html</a>
Business Scale-up and Productivity - FedDev Ontario	<a href="https://feddevontario.gc.ca/eic/site/723.nsf/eng/02466.html?OpenDocument">feddevontario.gc.ca/eic/site/723.nsf/eng/02466.html?OpenDocument</a>
Regional innovation ecosystems (RIE) Stream	<a href="https://feddevontario.gc.ca/eic/site/723.nsf/eng/02474.html?OpenDocument">feddevontario.gc.ca/eic/site/723.nsf/eng/02474.html?OpenDocument</a>
Advancing Indigenous Gender Equity	<a href="https://grandchallenges.ca/2020/the-indigenous-innovation-initiative-launches-inaugural-program/">grandchallenges.ca/2020/the-indigenous-innovation-initiative-launches-inaugural-program/</a>
AI-Powered Supply Chains Supercluster (SCALE.AI)	<a href="https://scaleai.ca/projects/">scaleai.ca/projects/</a>
Forest Sector Investment and Innovation Program (FSIIP)	<a href="https://ontario.ca/page/forestry-sector-investment-innovation-program">ontario.ca/page/forestry-sector-investment-innovation-program</a>
Innovative Solutions Canada	<a href="https://ic.gc.ca/eic/site/101.nsf/eng/home">ic.gc.ca/eic/site/101.nsf/eng/home</a>

Innovation Program Opportunities

Program	Website
Ontario Automotive Modernization Program   Ontario.ca	<a href="https://ontario.ca/page/ontario-automotive-modernization-program">ontario.ca/page/ontario-automotive-modernization-program</a>
Voice Technology Accelerator Program	<a href="https://acceleratorcentre.com/programs/alexa-voice-tech-accelerator-program">acceleratorcentre.com/programs/alexa-voice-tech-accelerator-program</a>
Digital Main Street Digital Transformation Grant	<a href="https://digitalmainstreet.ca/ontariogrants/">digitalmainstreet.ca/ontariogrants/</a>
Idea to Innovation Grants	<a href="https://nserc-crsng.gc.ca/Professors-Professeurs/RPP-PP/I2I-INNOV_eng.asp">nserc-crsng.gc.ca/Professors-Professeurs/RPP-PP/I2I-INNOV_eng.asp</a>

